

# CATALOGO DE SUAJES PARA IMPRESION FLEXO

---

(Corte estandar)

## INDICE

GUIA PARA LA SELECCION DE SUAJES.....	Pag. 01
RECTANGULOS VERTICALES .....	Pag. 02 a la 06
CUADRADOS.....	Pag. 07
RECTANGULOS HORIZONTALES.....	Pag. 08 a la 36
CIRCULOS .....	Pag. 37 y 38
OVALOS .....	Pag. 39
FIGURAS ESPECIALES .....	Pag. 40 a la 75
CORTE DE SEGURIDAD .....	Pag. 76

# GUIA PARA LA SELECCION DE SUAJES

## FORMA DEL SUAJE

**MEDIDA:** A= Medida en sentido longitudinal al rollo.

B= Medida en sentido transversal al rollo.




Fig. 1

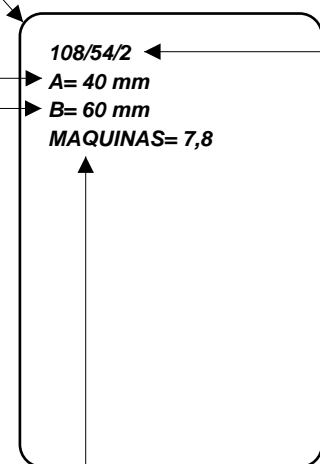


Fig. 2

**MAQUINA:** Indica la(s) máquina(s) en la(s) que se puede utilizar el suaje. Revise la Fig. 3 para asegurarse que la combinación "SUAJE - MAQUINA" que selecciono se adecua a sus necesidades.

**NUMERO DE SUAJE:** Haga referencia a este número cuando seleccione el suaje.

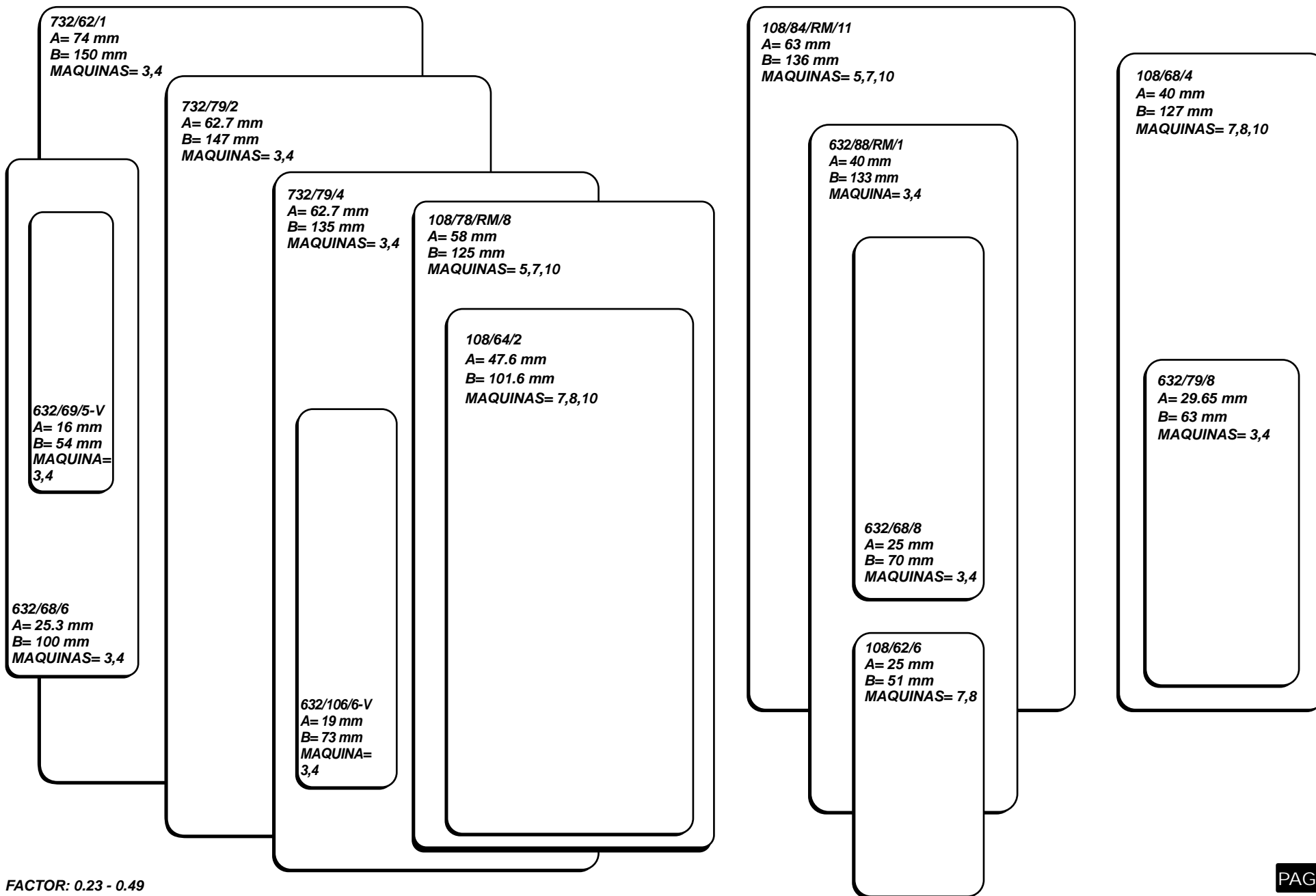
## CAPACIDAD DEL EQUIPO DE IMPRESION

MAQUINA	NUMERO DE TINTAS MAXIMO	ACABADOS DISPONIBLES	TIPO DE IMPRESION	TIRAJE
3	6 ó 5 + BARNIZ	LAMINACION BARNIZ U.V. BARNIZ STD.	TINTAS DIRECTAS Y SELECCION DE COLOR	BAJO ó MEDIO
4	6 ó 5 + BARNIZ	LAMINACION BARNIZ U.V. BARNIZ STD.	TINTAS DIRECTAS Y SELECCION DE COLOR	BAJO ó MEDIO
7	7 ó 6 + BARNIZ	LAMINACION BARNIZ U.V. BARNIZ STD.	TINTAS DIRECTAS Y SELECCION DE COLOR	MEDIO ó ALTO
8	6 ó 5 + BARNIZ	LAMINACION BARNIZ U.V. BARNIZ STD.	TINTAS DIRECTAS Y SELECCION DE COLOR	MEDIO ó ALTO
10	8 ó 7 + BARNIZ	LAMINACION BARNIZ U.V. BARNIZ STD.	TINTAS DIRECTAS, SELECCION DE COLOR Y ESTAMPADO	MEDIO ó ALTO

Fig. 3

PARA VER EL CATALOGO COMPLETO VEA LAS PAGINAS 02 A LA 76

NOTA: Los suajes marcados con "\*" son de uso exclusivo y requieren autorización para su uso.





108/84/RM/13  
A= 85 mm  
B= 130 mm  
MAQUINAS= 5,7,10

632/114/1  
A= 67.9 mm  
B= 122 mm  
MAQUINAS= 3,4

108/74/3  
A= 55 mm  
B= 85 mm  
MAQUINAS= 7,8,10

632/64/15  
A= 50 mm  
B= 80 mm  
MAQUINAS= 3,4

108/54/2  
A=40 mm  
B= 60 mm  
MAQUINAS= 7,8

632/57/3  
A= 25.4 mm  
B= 38.1 mm  
MAQUINAS= 3,4

108/72/1  
A= 111.2 mm  
B= 189 mm  
MAQUINAS= 10

108/84/6  
A= 85 mm  
B= 153 mm  
MAQUINAS= 7,8,10

632/79/10  
A= 62.5 mm  
B= 112 mm  
MAQUINAS= 3,4

108/57/2  
A= 57 mm  
B= 92 mm  
MAQUINAS= 7,8

108/74/RM/9  
A= 36 mm  
B= 71 mm  
MAQUINAS= 5,7,10

108/57/2  
A= 57 mm  
B= 92 mm  
MAQUINA= 7,8

108/70/RM/9  
A= 52 mm  
B= 98 mm  
MAQUINAS= 5,7,10



RECTANGULOS VERTICALES

108/64/6  
A= 98.43 mm  
B= 136 mm  
MAQUINAS= 7,8,10

632/88/4  
A= 107 mm  
B= 141 mm  
MAQUINAS= 3,4

732/79/3  
A= 95.32 mm  
B= 127 mm  
MAQUINAS= 3,4

632/81/2  
A= 97.99 mm  
B= 127 mm  
MAQUINA= 3,4

632/73/2  
A= 88.5 mm  
B= 115 mm  
MAQUINAS= 3,4

108/73/RM/2  
A= 74 mm  
B= 102 mm  
MAQUINAS= 5,7,10

632/82/8  
A= 65 mm  
B= 90 mm  
MAQUINA= 3,4

108/80/6  
A= 60 mm  
B= 77 mm  
MAQUINAS= 7,8,10

632/61/1  
A= 47.5 mm  
B= 70 mm  
MAQUINAS= 3,4

632/79/4  
A= 46 mm  
B= 65 mm  
MAQUINAS= 3,4

108/54/1  
A= 31 mm  
B= 45 mm  
MAQUINAS= 7,8

632/56/3  
A= 31.8 mm  
B= 44.5 mm  
MAQUINAS= 3,4

632/71/7  
A= 32 mm  
B= 42 mm  
MAQUINAS= 3,4

108/84/RM/17  
A= 85 mm  
B= 112 mm  
MAQUINAS= 5,7,10

632/64/2  
A= 75 mm  
B= 108 mm  
MAQUINAS= 3,4

632/63/2  
A= 76 mm  
B= 101.5 mm  
MAQUINAS= 3,4

108/69/5  
A= 69.9 mm  
B= 102 mm  
MAQUINAS= 7,8

108/84/RM/10  
A= 63.5 mm  
B= 85 mm  
MAQUINAS= 5,7,10

108/63/1  
A= 47 mm  
B= 70 mm  
MAQUINAS= 7,8



632/66/10  
A= 161 mm  
B= 180 mm  
MAQUINAS= 3,4

108/78/RM/10  
A= 120 mm  
B= 135 mm  
MAQUINAS= 5,7,10

108/58/2  
A= 88.9 mm  
B= 110 mm  
MAQUINAS= 7,8

632/66/RM/1/V  
A= 79.2 mm  
B= 69.8 mm  
MAQUINAS= 3,4

108/66/4  
A= 66.68 mm  
B= 82 mm  
MAQUINAS= 7,8,10

108/67/1  
A= 50 mm  
B= 56 mm  
MAQUINAS= 7,8

108/66/RM/9  
A= 20 mm  
B= 24.5 mm  
MAQUINAS= 5,7,10

108/78/RM/6  
A= 120 mm  
B= 150 mm  
MAQUINAS= 5,7,10

108/74/RM/12  
A= 114 mm  
B= 130 mm  
MAQUINAS= 5,7,10

632/83/2  
A= 100 mm  
B= 120 mm  
MAQUINAS= 3,4

108/82/RM/6  
A= 83 mm  
B= 100 mm  
MAQUINAS= 5,7,10

108/62/3  
A= 62.2 mm  
B= 76.2 mm  
MAQUINAS= 7,8

108/69/RM/2  
A= 51 mm  
B= 64 mm  
MAQUINAS= 5,7,10

108/68/RM/10  
A= 40 mm  
B= 45 mm  
MAQUINAS= 5,7,10



108/90/5  
A= 139.7 mm  
B= 152.4 mm  
MAQUINAS= 7,8,10

108/90/RM/8  
A= 139.7 mm  
B= 140 mm  
MAQUINAS= 5,7,10

632/99/1  
A= 119.9 mm  
B= 123.8 mm  
MAQUINAS= 3,4

108/88/RM/5  
A= 90 mm  
B= 95 mm  
MAQUINAS= 5,7,10

632/53/3  
A= 63 mm  
B= 69 mm  
MAQUINA= 3,4

108/88/RM/6  
A= 89 mm  
B= 90 mm  
MAQUINAS= 5,7,10

732/59/2  
A= 69.8 mm  
B= 73 mm  
MAQUINAS= 3,4

108/62/4  
A= 62.0 mm  
B= 65.0 mm  
MAQUINAS= 7,8

108/76/RM/12  
A= 45 mm  
B= 48 mm  
MAQUINAS= 5,7,10



108/55/7  
A= 84.2 mm  
B= 84.2 mm  
MAQUINAS= 7,8

632/90/RM/1  
A= 53 mm  
B= 53 mm  
MAQUINAS= 3,4

108/78/7  
A= 79.6 mm  
B= 79.6 mm  
MAQUINAS= 7,8,10

108/96/3  
A= 149.4 mm  
B= 149.4 mm  
MAQUINAS= 7,8,10

108/69/1  
A= 70 mm  
B= 70 mm  
MAQUINAS= 7,8

632/60/2  
A= 12 mm  
B= 12 mm  
MAQUINAS= 3,4

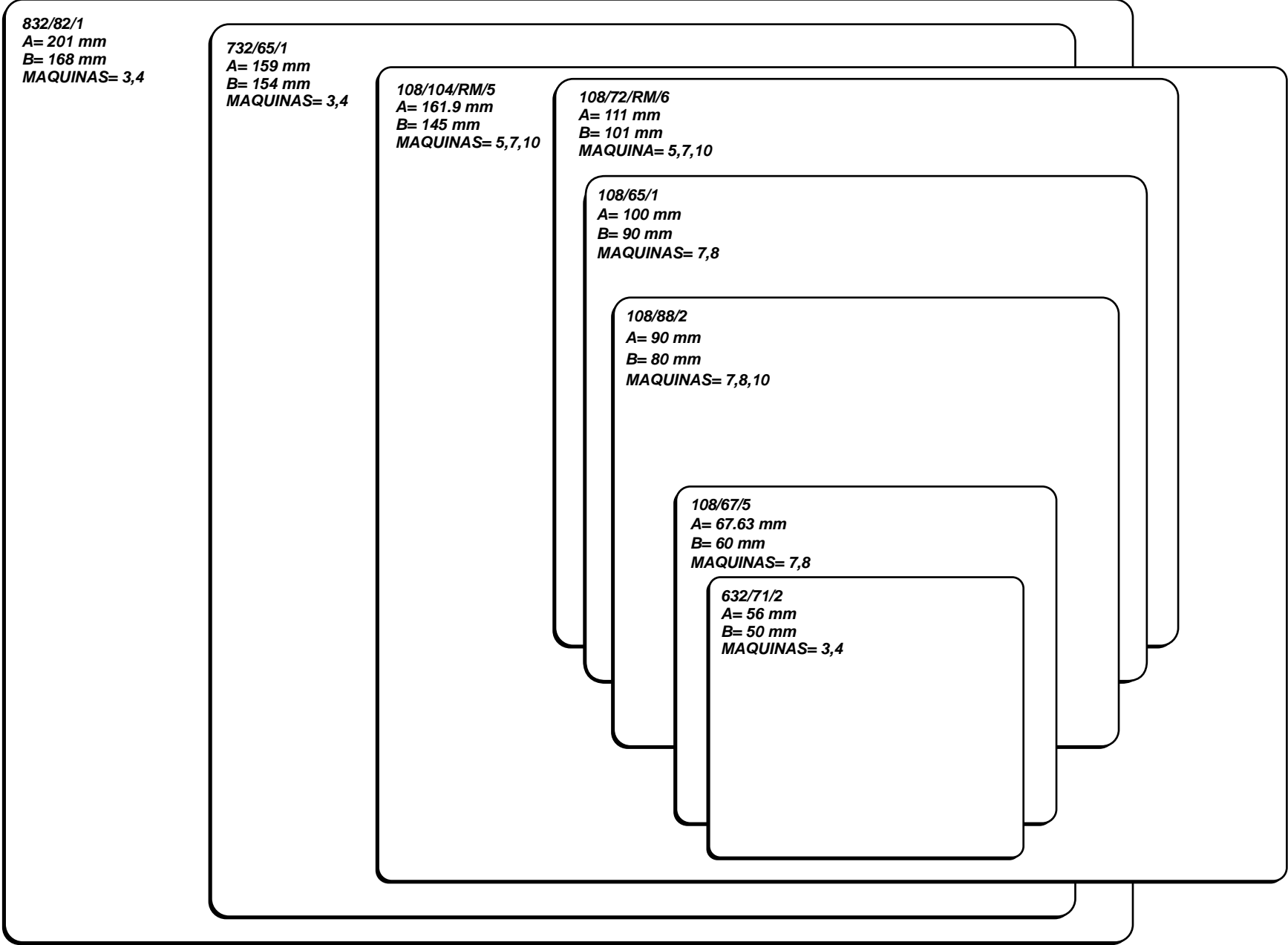
632/59/7  
A= 70 mm  
B= 70 mm  
MAQUINAS= 3,4

632/69/3  
A= 40 mm  
B= 40 mm  
MAQUINAS= 3,4

108/60/3  
A= 60 mm  
B= 60 mm  
MAQUINAS= 7,8

632/70/1  
A= 31.7 mm  
B= 31.7 mm  
MAQUINAS= 3,4







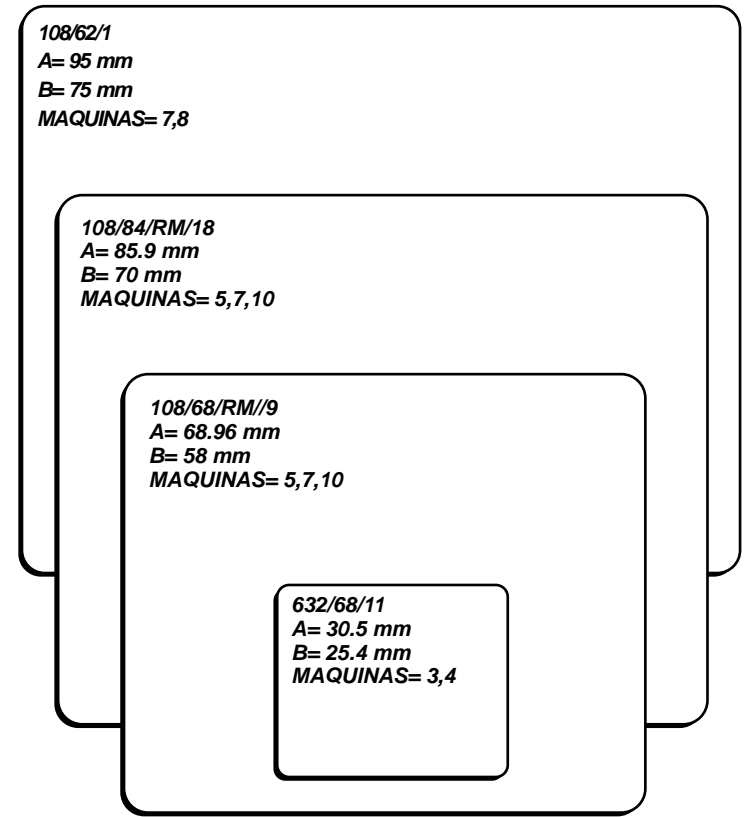
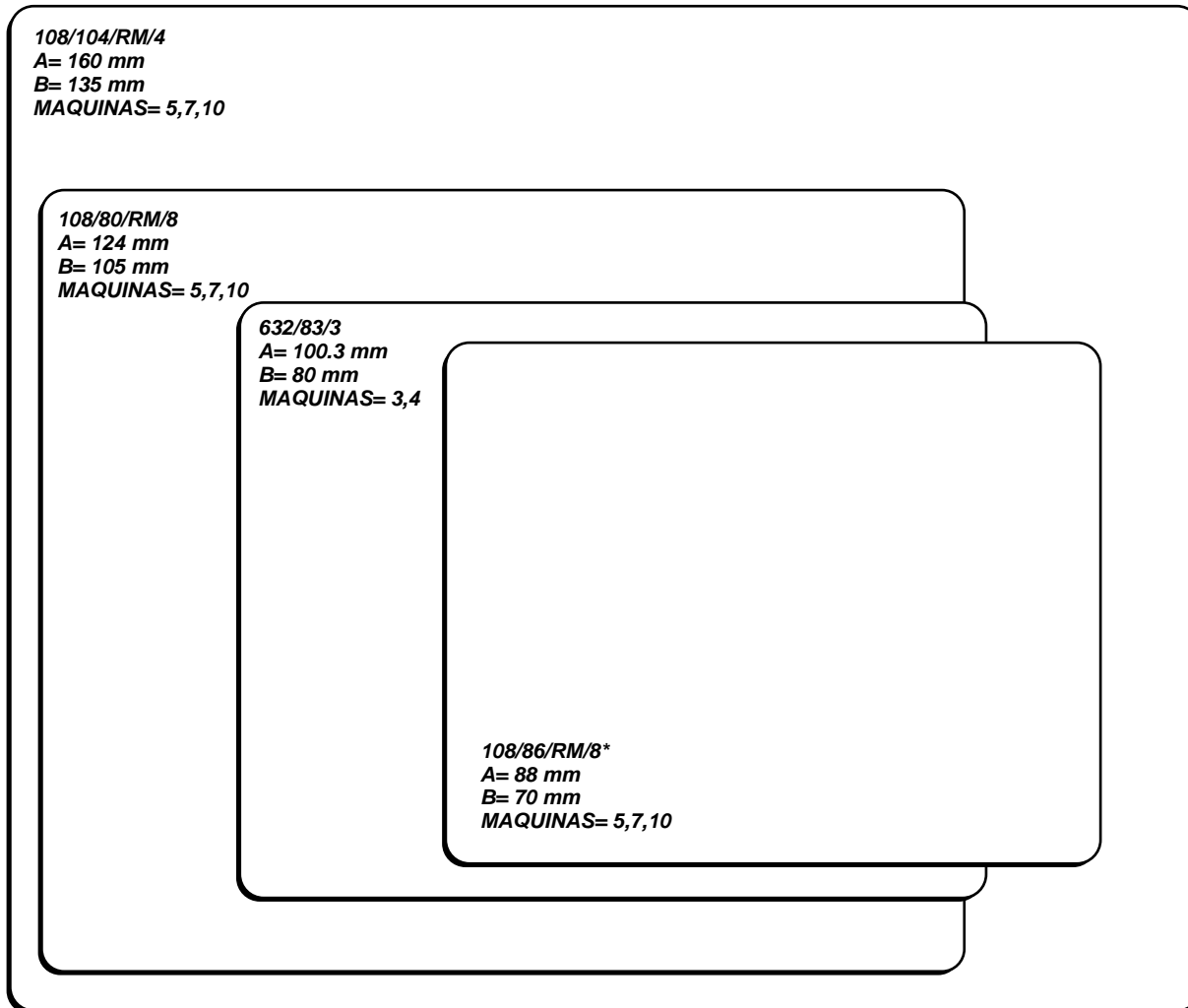
108/53/3  
A= 165 mm  
B= 145 mm  
MAQUINAS= 7,8

108/90/RM/12  
A= 139.7 mm  
B= 120 mm  
MAQUINAS= 5,7,10

108/66/RM/3  
A= 101.6 mm  
B= 88.9 mm  
MAQUINAS= 5,7,10

632/57/4  
A= 67.7 mm  
B= 59.7 mm  
MAQUINAS= 3,4

108/68/2  
A= 50.8 mm  
B= 44 mm  
MAQUINAS= 7,8,10





108/84/8 IMPRESO EN REDUCCI3N AL 80%

A= 263.5 mm

B= 205 mm

MAQUINAS= 7,8,10

108/120/RM/2

A= 187 mm

B= 145 mm

MAQUINAS= 5,10

632/58/8

A= 141.4 mm

B= 107 mm

MAQUINAS= 3,4

632/91/4

A= 53.7 mm

B= 42 mm

MAQUINAS= 3,4

632/66/3

A= 29.9 mm

B= 23 mm

MAQUINAS= 3,4

632/73/6

A= 42 mm

B= 32 mm

MAQUINAS= 3,4



**108/76/RM//4**  
A= 238.3 mm  
B= 177 mm  
MAQUINAS= 5,10

**108/74/RM/13**  
A= 230 mm  
B= 170 mm  
MAQUINAS= 5,7,10

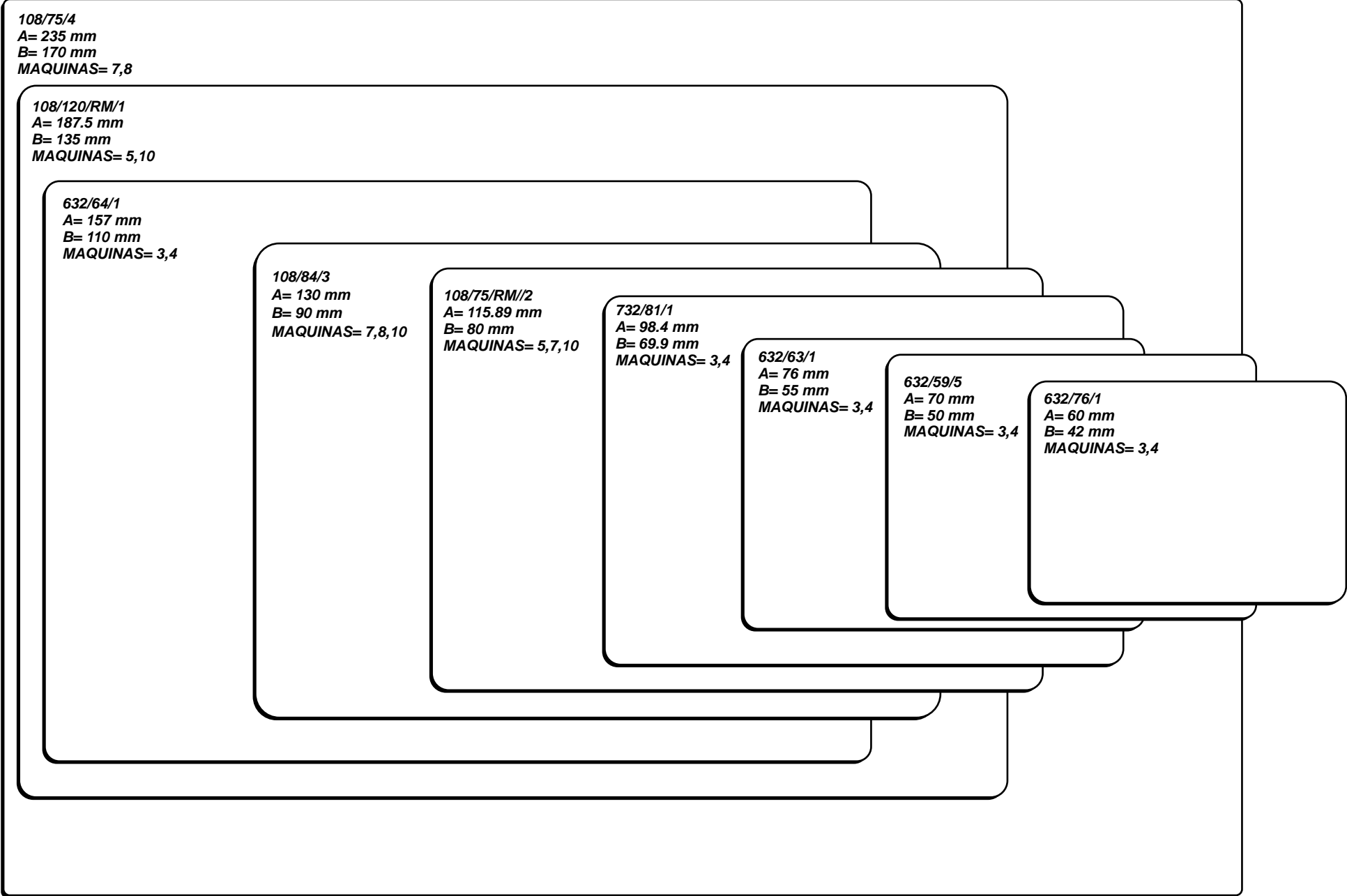
**108/90/RM/16**  
A= 139.8 mm  
B= 101.6 mm  
MAQUINAS= 5,7,10

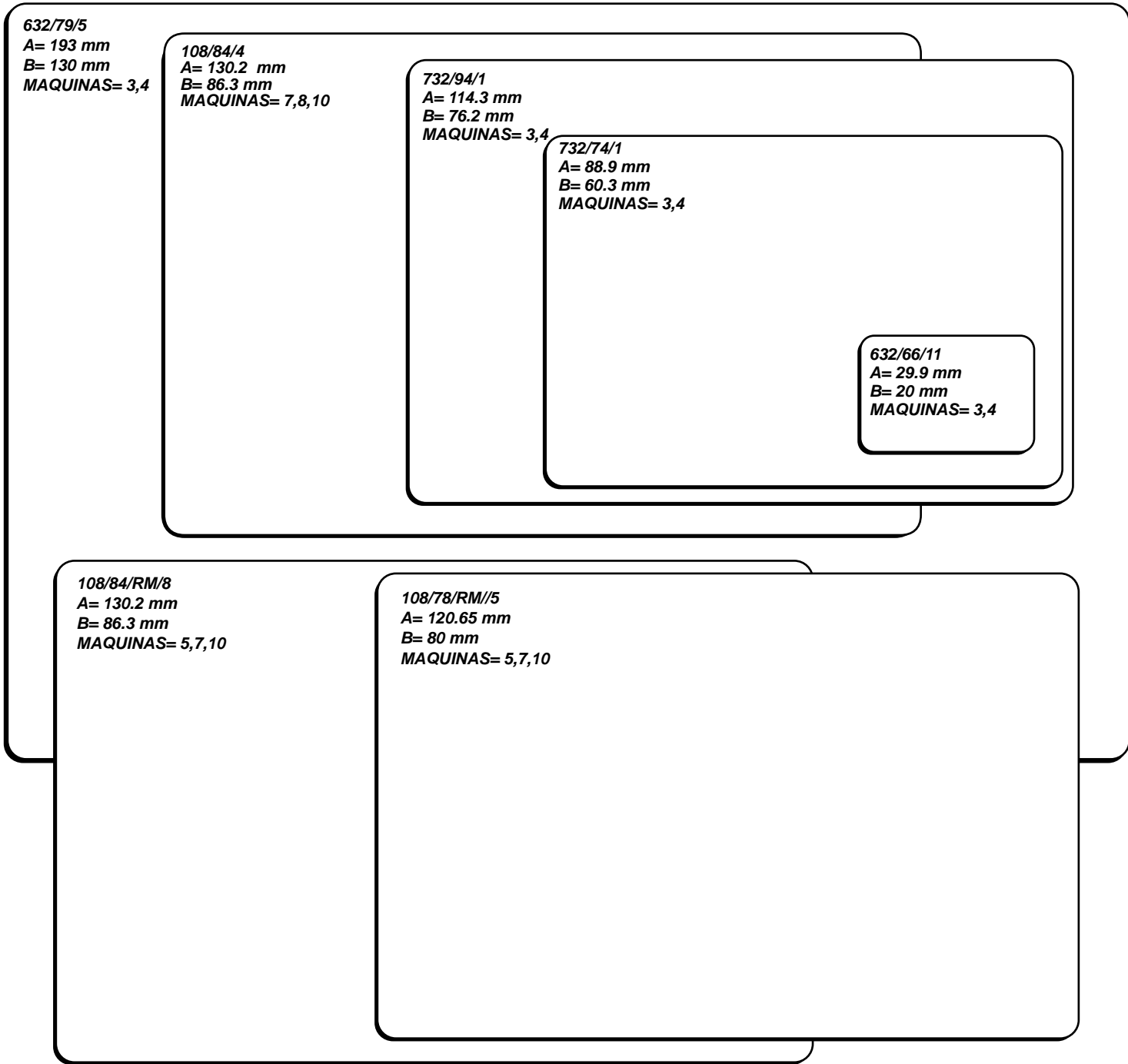
**108/75/RM/3**  
A= 115.887 mm  
B= 85 mm  
MAQUINAS= 5,7,10

**108/67/6**  
A= 67.73 mm  
B= 50 mm  
MAQUINAS= 7,8

**632/76/7**  
A= 60 mm  
B= 45 mm  
MAQUINAS= 3,4

**632/66/9**  
A= 29.9 mm  
B= 22 mm  
MAQUINAS= 3,4







108/108/RM/2  
A= 167 mm  
B= 105 mm  
MAQUINAS= 5,10

732/62/2  
A= 151.4 mm  
B= 97 mm  
MAQUINAS= 3,4

732/59/1  
A= 69.9 mm  
B= 44.5 mm  
MAQUINAS= 3,4

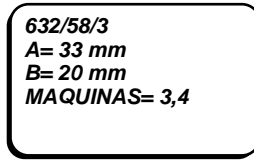
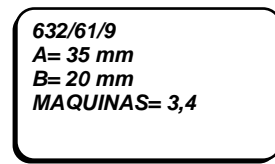
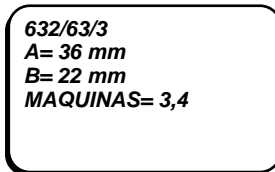
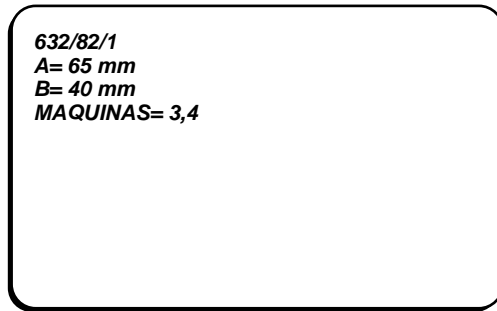

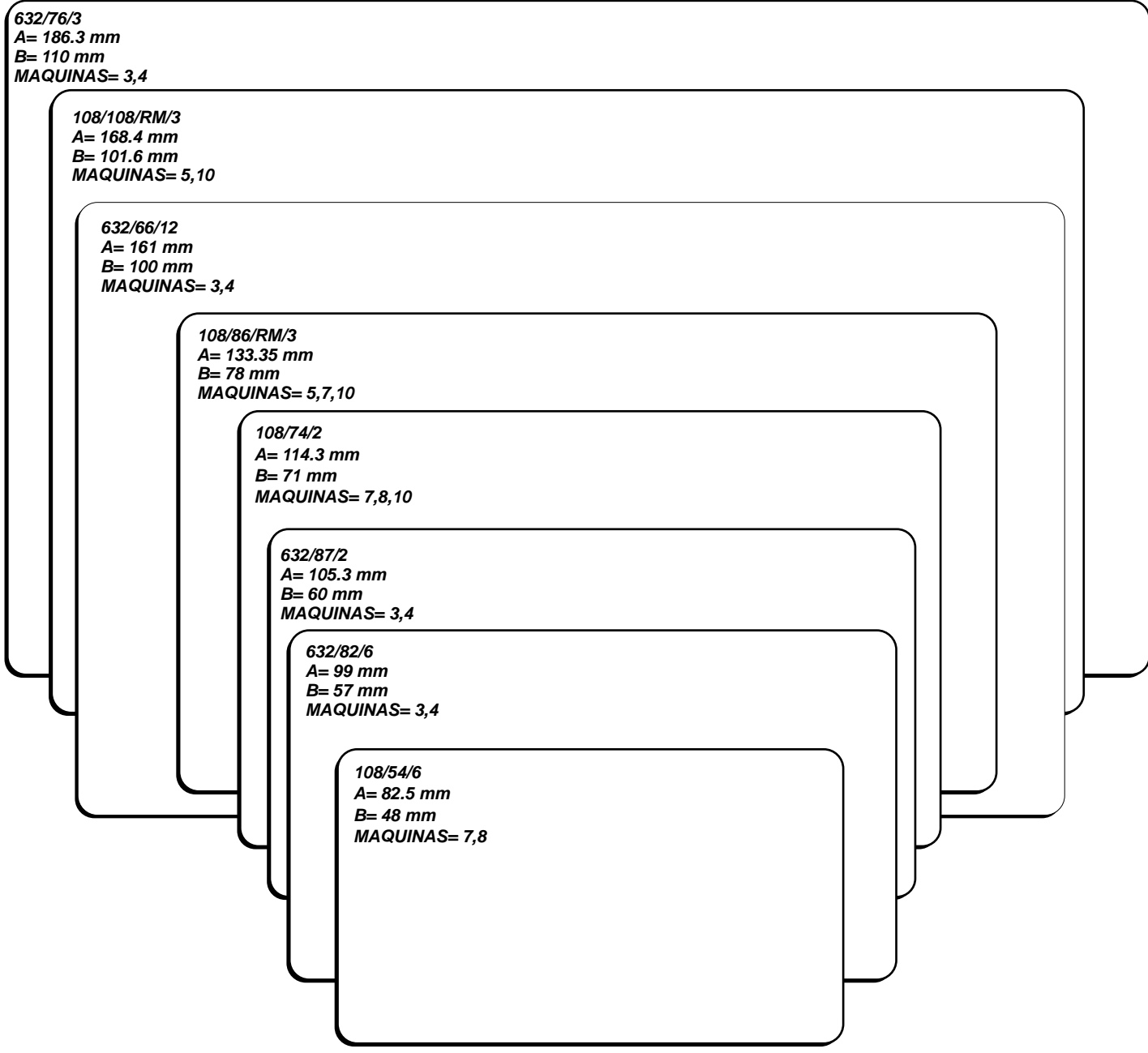
632/61/5  
A= 47 mm  
B= 30 mm  
MAQUINAS= 3,4

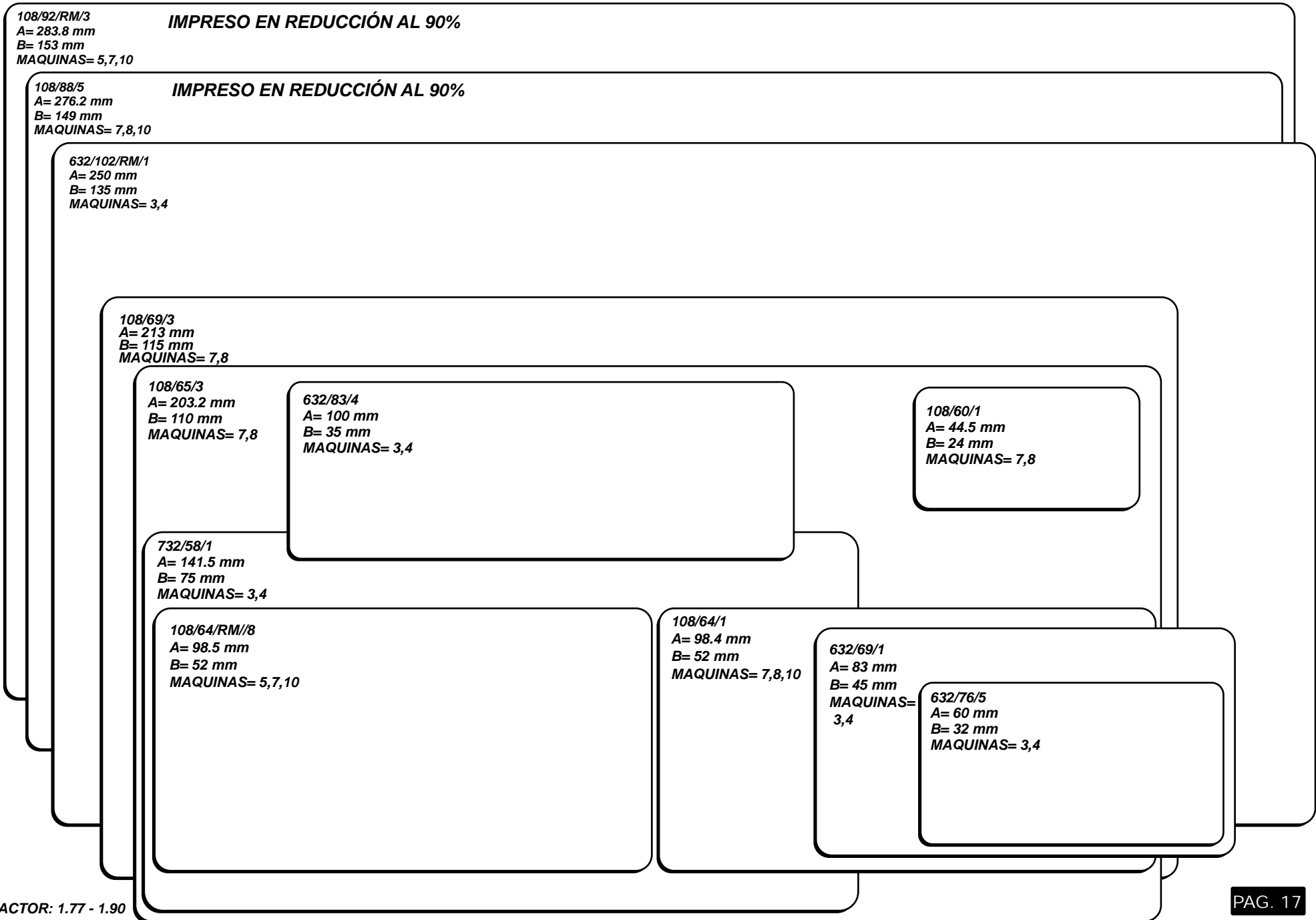
632/66/2  
A= 38 mm  
B= 25 mm  
MAQUINAS= 3,4





**RECTANGULOS HORIZONTALES**







108/82/5  
A= 257.35 mm  
B= 135 mm  
MAQUINAS= 7,8,10

632/99/5  
A= 243 mm  
B= 125 mm  
MAQUINAS= 3,4

108/102/1  
A= 319.5 mm  
B= 160.5 mm  
MAQUINAS= 7,8

IMPRESO EN REDUCCION AL 75%

108/65/2  
A= 203 mm  
B= 105 mm  
MAQUINAS= 7,8

632/72/1  
A= 176 mm  
B= 90 mm  
MAQUINAS= 3,4

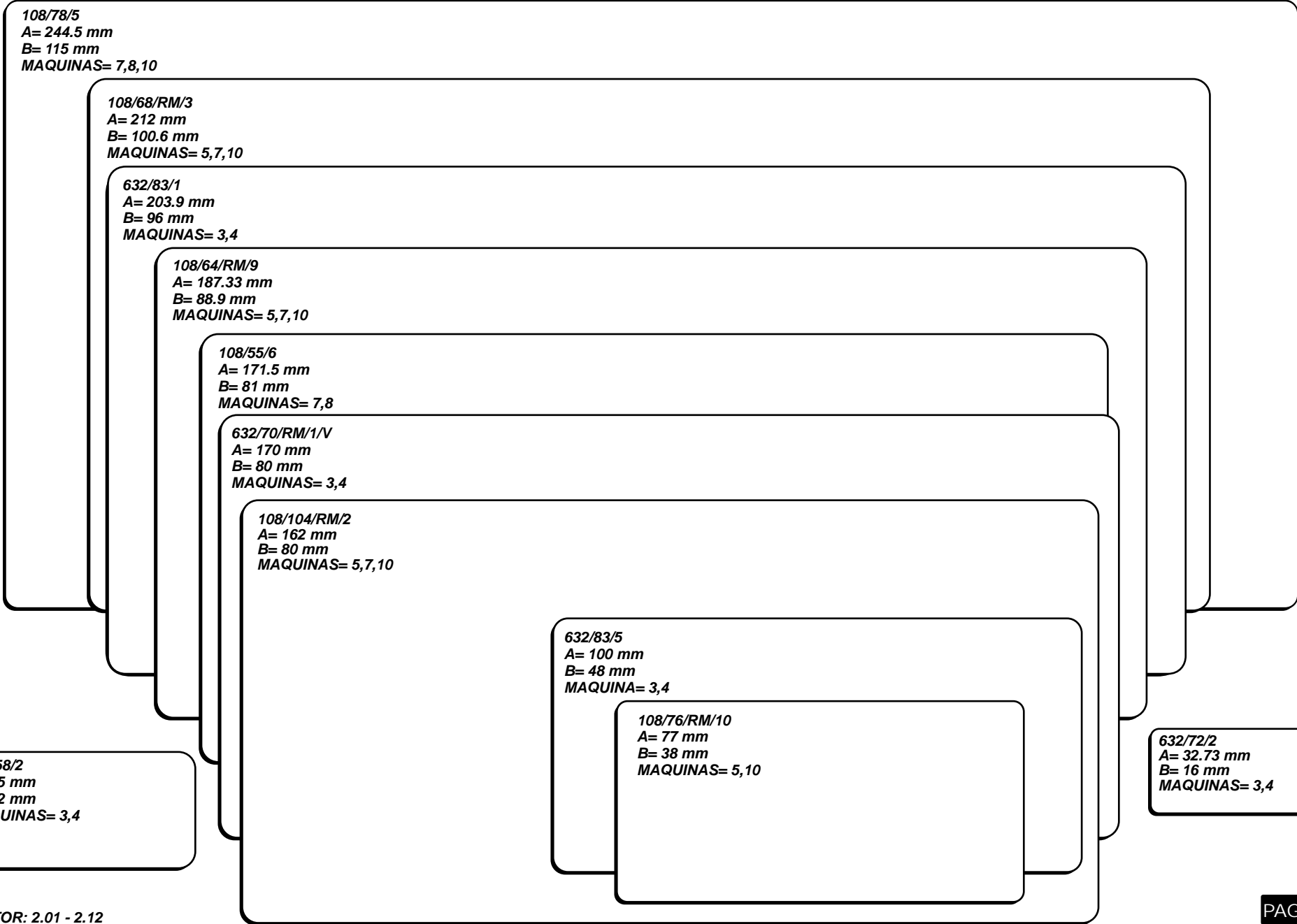
108/90/2  
A= 139.7 mm  
B= 70 mm  
MAQUINAS= 7,8,10

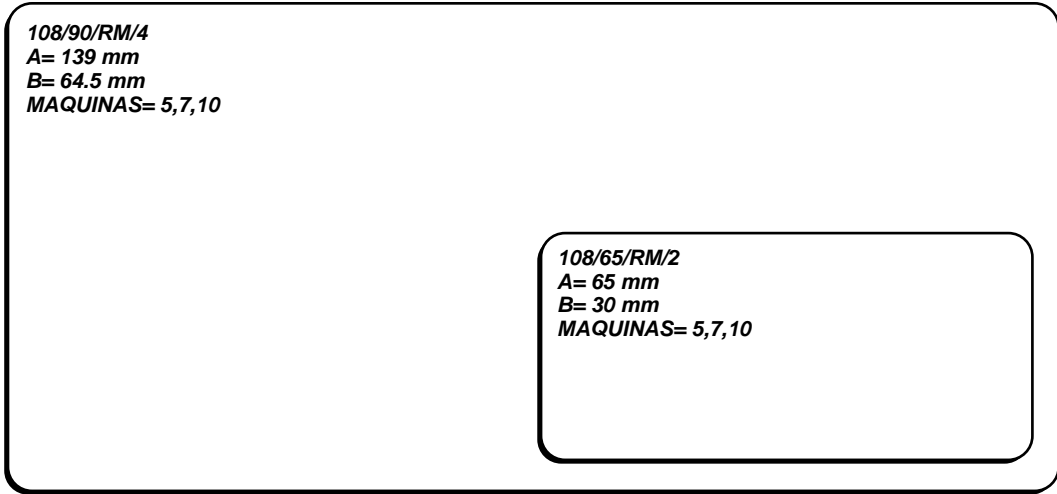
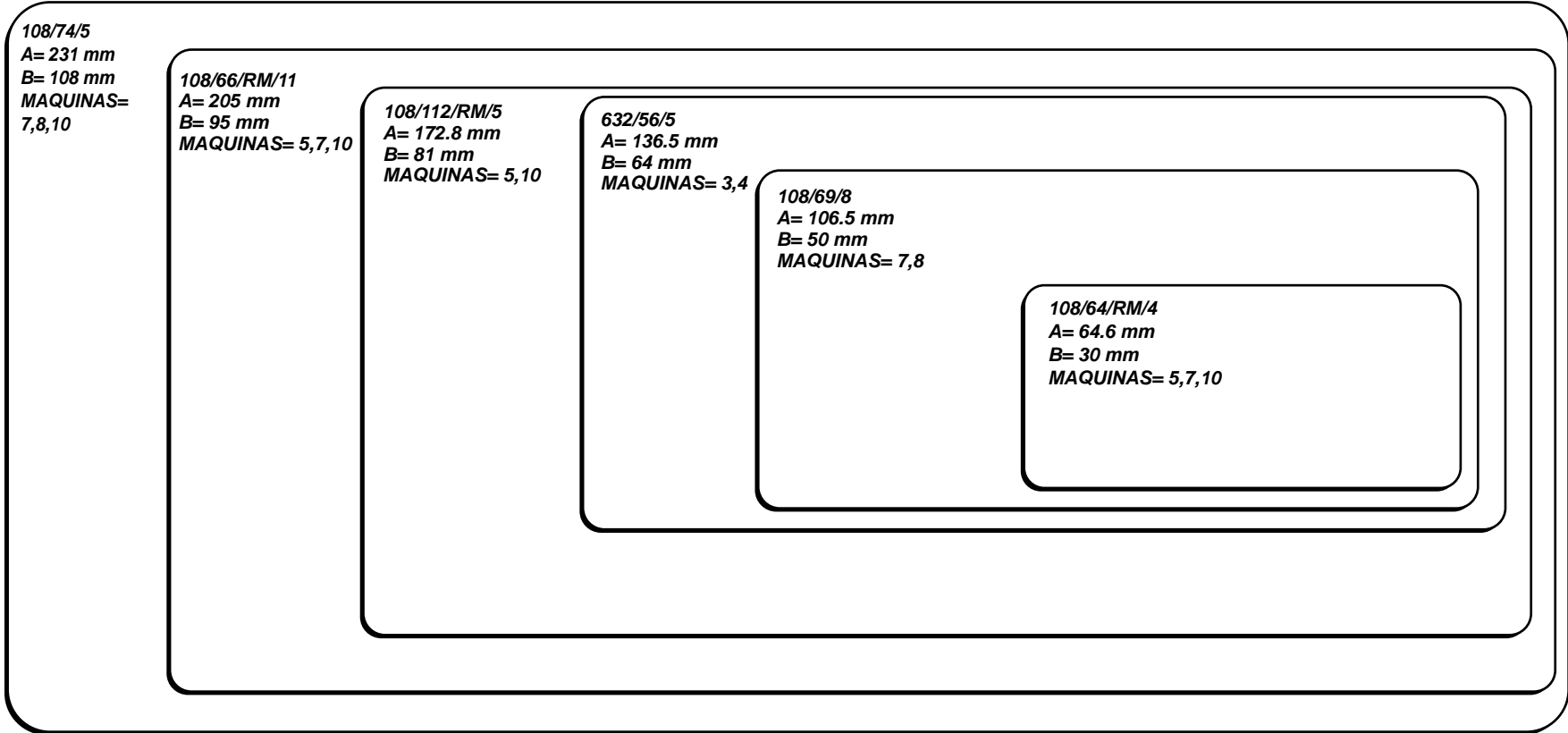
108/74/1  
A= 114.4 mm  
B= 57.15 mm  
MAQUINAS= 7,8,10

632/73/1  
A= 88 mm  
B= 45 mm  
MAQUINAS= 3,4

108/78/RM//1  
A= 79.5 mm  
B= 40 mm  
MAQUINAS= 5,7,10

632/81/3-V  
A= 64 mm  
B= 32 mm  
MAQUINAS= 3,4







108/96/RM/1  
 A= 149 mm  
 B= 68 mm  
 MAQUINAS= 5,7,10

632/58/11  
 A= 141.6 mm  
 B= 63 mm  
 MAQUINAS= 3,4

108/66/1  
 A= 101.6 mm  
 B= 44.5 mm  
 MAQUINAS= 7,8,10

632/63/7  
 A= 36.1 mm  
 B= 16 mm  
 MAQUINAS= 3,4

632/61/8  
 A= 149 mm  
 B= 68 mm  
 MAQUINA= 3,4

108/92/RM/2  
 A= 142 mm  
 B= 63 mm  
 MAQUINAS= 5,7,10

108/76/RM/8  
 A= 117.5 mm  
 B= 53 mm  
 MAQUINAS= 5,10



632/73/3  
 A= 87.8 mm  
 B= 39 mm  
 MAQUINAS= 3,4

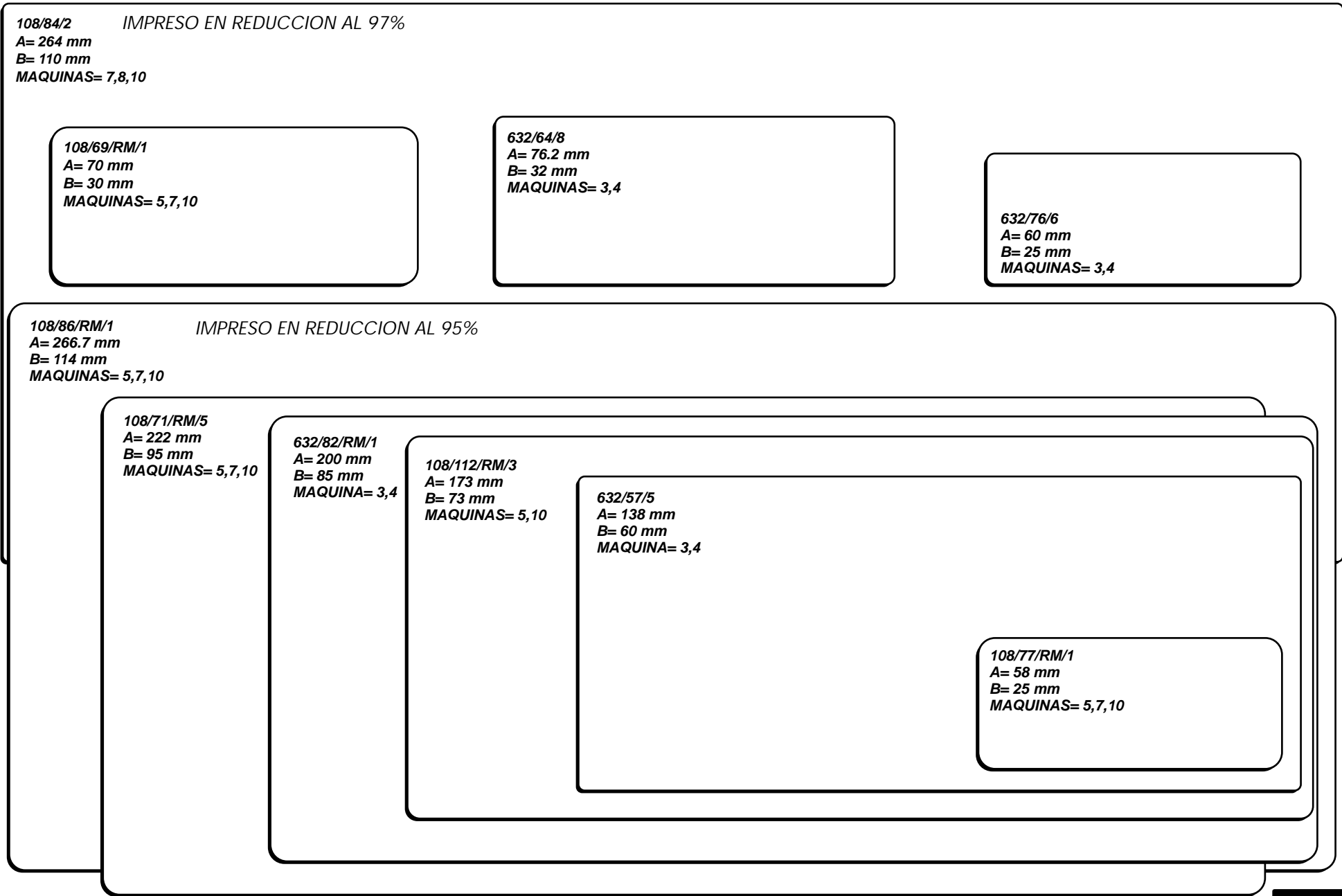
108/90/RM/15  
 A= 139.6 mm  
 B= 62 mm  
 MAQUINAS= 5,7,10

108/66/RM/6  
 A= 99 mm  
 B= 45 mm  
 MAQUINAS= 5,7,10


632/63/4  
 A= 75 mm  
 B= 34 mm  
 MAQUINAS= 3,4


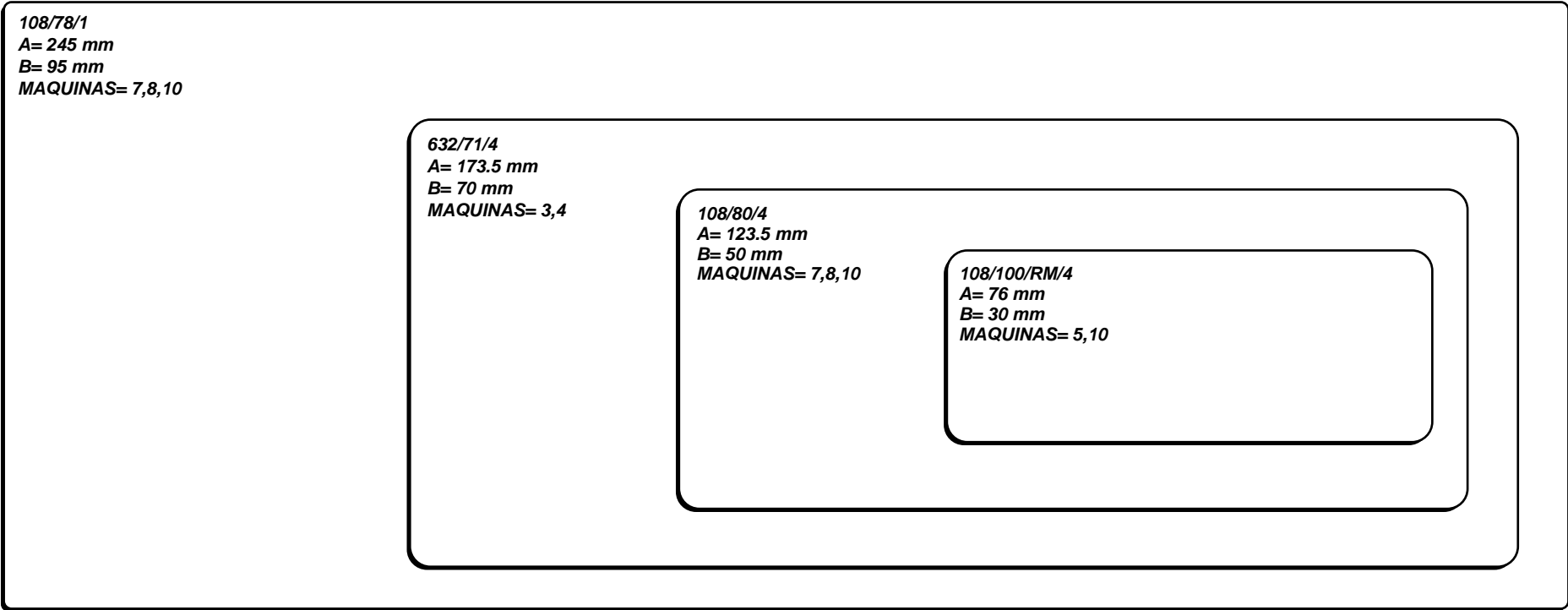
632/57/1  
 A= 44 mm  
 B= 20 mm  
 MAQUINAS= 3,4

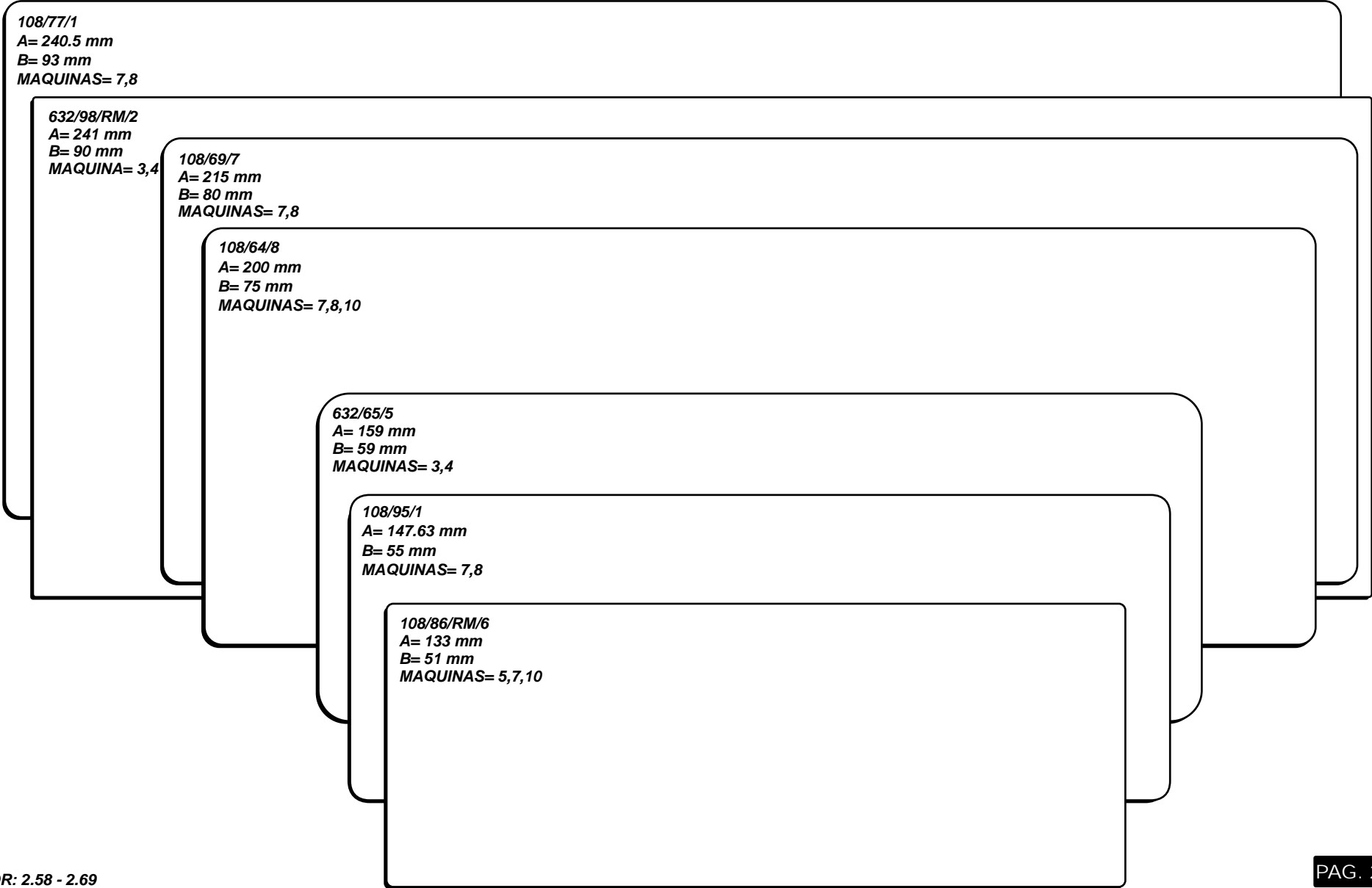














IMPRESO EN REDUCCION AL 85%

108/102/2\*  
A= 314 mm  
B= 114 mm  
MAQUINAS= 7,8

632/65/1  
A= 159 mm  
B= 58 mm  
MAQUINAS= 3,4

108/88/RM/8  
A= 135.5 mm  
B= 50 mm  
MAQUINAS= 5,7,10

632/70/2  
A= 84 mm  
B= 30 mm  
MAQUINAS= 3,4

108/81/4  
A= 254 mm  
B= 96 mm  
MAQUINAS= 7,8

108/71/2  
A= 222.2 mm  
B= 80 mm  
MAQUINAS= 7,8

632/74/4  
A= 181 mm  
B= 65 mm  
MAQUINAS= 3,4

108/104/RM/9  
A= 159 mm  
B= 58 mm  
MAQUINAS= 7,5,10



108/104/RM//1B  
A= 162 mm  
B= 57 mm  
MAQUINAS= 5,7,10

108/74/RM/7  
A= 114.3 mm  
B= 40 mm  
MAQUINAS= 5,7,10

632/76/2  
A= 91 mm  
B= 32 mm  
MAQUINAS= 3,4

632/64/7  
A= 76.6 mm  
B= 27 mm  
MAQUINAS= 3,4

632/106/3  
A= 129 mm  
B= 43 mm  
MAQUINAS= 3,4

108/69/RM/3  
A= 106.5 mm  
B= 36 mm  
MAQUINAS= 5,7,10

632/106/8-V  
A= 63 mm  
B= 22 mm  
MAQUINAS= 3,4

632/66/6  
A= 161.5 mm  
B= 57 mm  
MAQUINAS= 3,4

632/76/RM/1/V  
A= 91 mm  
B= 32 mm  
MAQUINA= 3,4

108/82/RM/4  
A= 62 mm  
B= 22 mm  
MAQUINAS= 5,7,10



**108/124/RM/1 IMPRESO EN REDUCCION AL 70%**

A= 390 mm  
B= 133 mm  
MAQUINAS= 5,7,10

**108/53/1**  
A= 165 mm  
B= 57 mm  
MAQUINAS= 7,8

**108/92/1 IMPRESO EN REDUCCION AL 90%**

A= 289 mm  
B= 95 mm  
MAQUINAS= 7,8,10

**632/88/2**  
A= 106.5 mm  
B= 36 mm  
MAQUINAS= 3,4

**632/64/10**  
A= 76 mm  
B= 25 mm  
MAQUINAS= 3,4

**108/78/6**  
A= 244.5 mm  
B= 85 mm  
MAQUINAS= 7,8,10

**108/84/RM/6**  
A= 129 mm  
B= 43 mm  
MAQUINAS= 5,7,10

**632/67/6**  
A= 80.5 mm  
B= 27 mm  
MAQUINA= 3,4

**632/76/RM/2/V**  
A= 90 mm  
B= 30 mm  
MAQUINAS= 3,4

**108/90/RM/7**  
A= 92 mm  
B= 32 mm  
MAQUINAS= 5, 7,10

**108/60/11**  
A= 92 mm  
B= 32 mm  
MAQUINAS= 7,8

**632/84/1**  
A= 66.5 mm  
B= 22 mm  
MAQUINAS= 3,4



**108/147/1** IMPRESO EN REDUCCION AL 55%  
A= 464 mm  
B= 142 mm  
MAQUINAS= 7,8

**108/102/4** IMPRESO EN REDUCCION AL 80%  
A= 320.6 mm  
B= 100 mm  
MAQUINAS= 7,8

**108/70/RM/7**  
A= 219 mm  
B= 70 mm  
MAQ.=  
5,7,10

**632/82/4**  
A= 201.3 mm  
B= 62 mm  
MAQUINAS= 3,4

**632/78/1**  
A= 190 mm  
B= 62 mm  
MAQUINAS= 3,4

**108/96/RM/4**  
A= 149.2 mm  
B= 45 mm  
MAQUINAS= 5,7,10

**632/99/2**  
A= 120.2 mm  
B= 39 mm  
MAQUINAS= 3,4

**108/64/7**  
A= 200 mm  
B= 62 mm  
MAQUINAS= 7,8,10

**108/64/RM/3**  
A= 190 mm  
B= 62 mm  
MAQUINAS= 5,7,10

**632/65/4**  
A= 158.9 mm  
B= 50 mm  
MAQUINAS= 3,4

**108/90/4**  
A= 139 mm  
B= 42 mm  
MAQUINAS= 7,8,10

**108/112/RM/2**  
A= 115 mm  
B= 35 mm  
MAQUINAS= 5,10

**108/64/RM/13**  
A= 98 mm  
B= 32 mm  
MAQUINAS= 5,7,10



**108/147/2 IMPRESO EN REDUCCIÓN AL 55%**

A= 463 mm  
B= 134 mm  
MAQUINAS= 7,8

108/80/5  
A= 250.5 mm  
B= 71 mm  
MAQUINAS= 7,8,10

632/84/RM/1  
A= 100 mm  
B= 30 mm  
MAQUINA= 3,4

108/92/RM/5  
A= 70 mm  
B= 20 mm  
MAQUINAS= 5,7,10

632/78/RM/2/V  
A= 94.2 mm  
B= 28 mm  
MAQUINAS= 3,4

108/64/3  
A= 200 mm  
B= 58 mm  
MAQUINAS= 7,8,10

108/50/1  
A= 76 mm  
B= 22 mm  
MAQUINAS= 7,8

108/55/2  
A= 83.8 mm  
B= 24 mm  
MAQUINAS= 7,8

632/79/9  
A= 95.3 mm  
B= 28 mm  
MAQUINAS= 3,4

632/70/3  
A= 83.8 mm  
B= 24 mm  
MAQUINAS= 3,4

632/58/RM/1/V  
A= 45 mm  
B= 13 mm  
MAQUINA= 3,4

108/81/5  
A= 252 mm  
B= 73 mm  
MAQUINAS= 7,8

108/59/1  
A= 184.15 mm  
B= 53.5 mm  
MAQUINAS= 7,8

108/104/RM/10  
A= 161 mm  
B= 47 mm  
MAQUINAS= 5,10

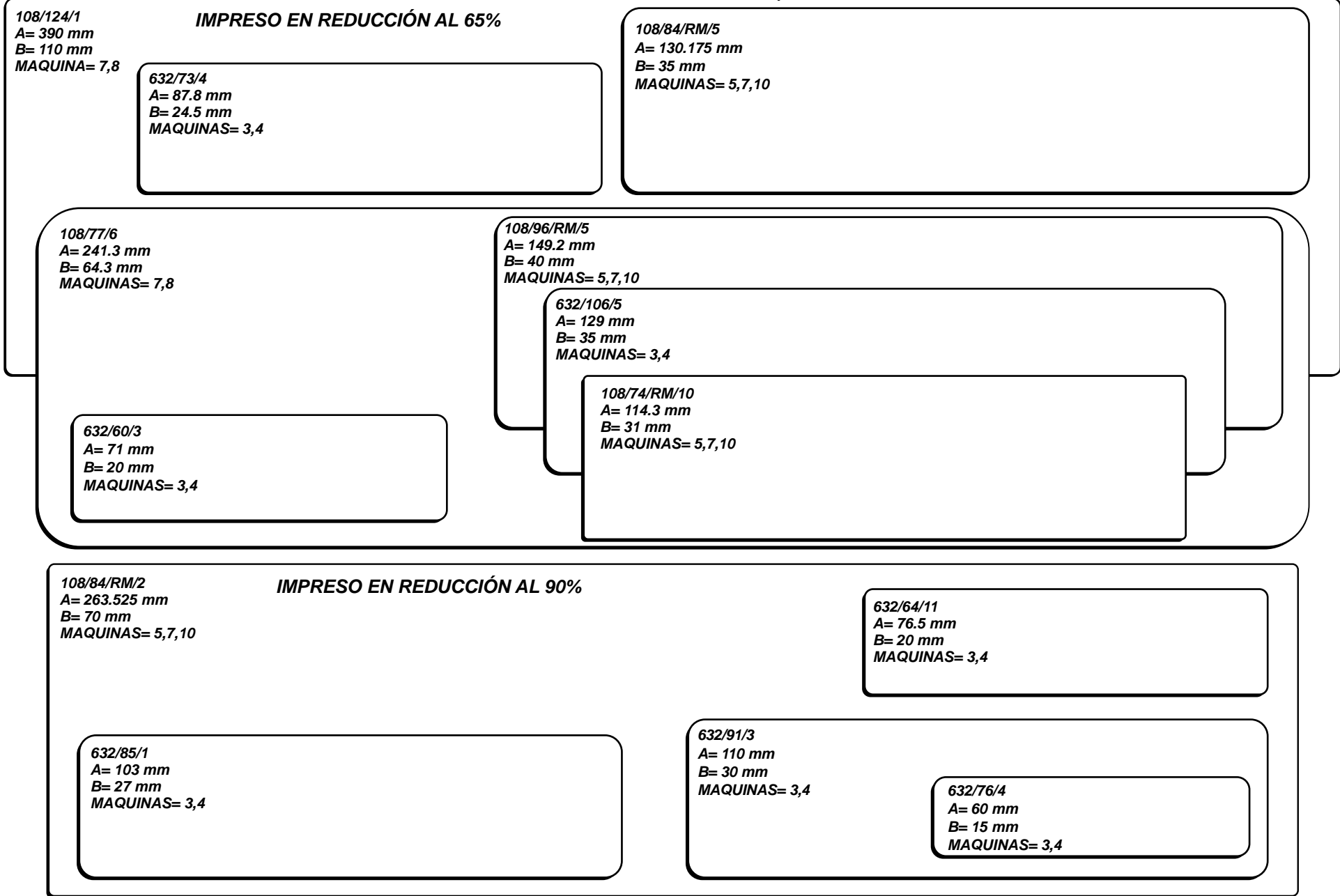
108/78/RM/7  
A= 120.2 mm  
B= 35 mm  
MAQUINAS= 5,7,10

108/82/RM/1  
A= 83.8 mm  
B= 24 mm  
MAQUINAS= 5,7,10

632/68/7  
A= 53 mm  
B= 15 mm  
MAQUINAS= 3,4

108/92/RM/4  
A= 94.2 mm  
B= 28 mm  
MAQUINAS= 5,7,10







**108/80/3**  
A= 251.3 mm  
B= 64 mm  
MAQUINAS= 7,8,10

**108/96/RM/3**  
A= 301.625 mm  
B= 70 mm  
MAQUINAS= 5,7,10

IMPRESO EN REDUCCION AL 80%

**632/80/RM/1**  
A= 196 mm  
B= 50 mm  
MAQUINAS= 3,4

**108/66/RM/1**  
A= 101.6 mm  
B= 25.3 mm  
MAQUINAS= 5,7,10

**632/86/2**  
A= 104 mm  
B= 25 mm  
MAQUINAS= 3,4

**108/88/RM/1**  
A= 90 mm  
B= 22 mm  
MAQUINAS= 5,7,10

**632/75/1**  
A= 90 mm  
B= 22 mm  
MAQUINAS= 3,4

**632/67/4**  
A= 80.5 mm  
B= 20 mm  
MAQUINAS= 3,4

**632/64/12**  
A= 76.6 mm  
B= 18 mm  
MAQUINAS= 3,4



**108/102/3**      *IMPRESO EN REDUCCION AL 80%*  
**A= 320.6 mm**  
**B= 73 mm**  
**MAQUINAS= 7,8**

**108/75/3**  
**A= 235 mm**  
**B= 47 mm**  
**MAQUINAS= 7,8**

**108/50/3**  
**A= 155.6 mm**  
**B= 35 mm**  
**MAQUINAS= 7,8**

**108/64/RM/5**  
**A= 199 mm**  
**B= 44 mm**  
**MAQUINAS= 5,7,10**

**108/96/1**  
**A= 149.22 mm**  
**B= 30 mm**  
**MAQUINAS= 7,8,10**



**108/90/6** IMPRESO EN REDUCCION AL 90%  
**A= 282.57 mm**  
**B= 50 mm**  
**MAQUINAS= 7,8,10**

**632/66/8**  
**A= 161 mm**  
**B= 31 mm**  
**MAQUINAS= 3,4**

**632/99/3**  
**A= 243.7 mm**  
**B= 42 mm**  
**MAQUINAS= 3,4**

**108/55/4**  
**A= 171.5 mm**  
**B= 30 mm**  
**MAQUINAS= 7,8**

**108/80/RM/2**  
**A= 123.3 mm**  
**B= 24 mm**  
**MAQUINAS= 5,7,10**

**108/124/2** IMPRESO EN REDUCCION AL 65%  
**A= 390.5 mm**  
**B= 76 mm**  
**MAQUINA= 7,8**

**108/60/10**  
**A= 187.3 mm**  
**B= 31 mm**  
**MAQUINAS= 7,8**

**632/56/2**  
**A= 31.7 mm**  
**B= 6 mm**  
**MAQUINAS= 3,4**

**632/86/1**  
**A= 104 mm**  
**B= 18 mm**  
**MAQUINAS= 3,4**

**108/68/RM/1**  
**A= 104 mm**  
**B= 18 mm**  
**MAQUINAS= 5,7,10**



108/84/RM/15  
A= 63 mm  
B= 8 mm  
MAQUINAS= 7,5,10

108/82/RM/5  
A= 257.17 mm  
B= 13 mm  
MAQUINAS= 5,7,10

108/82/3 - 108/82/4  
A= 257.1 mm  
B= 40 mm  
MAQUINAS= 7,8,10

108/58/3  
A= 180 mm  
B= 28 mm  
MAQUINA= 7,8

108/82/RM/3  
A= 127 mm  
B= 18 mm  
MAQUINAS= 5,7,10

108/100/RM/1  
A= 314.5 mm  
B= 50 mm  
MAQUINA= 5,10

IMPRESO EN REDUCCION AL 80%

108/54/3  
A= 168.3 mm  
B= 24 mm  
MAQUINAS= 7,8

108/74/RM/11  
A= 75 mm  
B= 10 mm MAQUINAS= 7,5,10

108/75/5  
A= 234 mm  
B= 30 mm  
MAQUINAS= 7,8


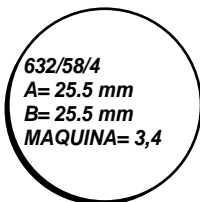
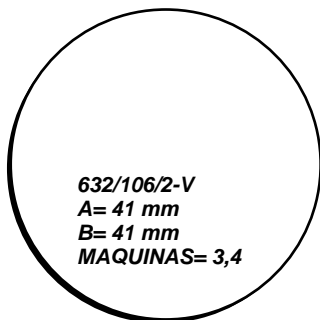
108/104/RM/8  
A= 161.5 mm  
B= 13 mm  
MAQUINAS= 5,7,10

632/88/1  
A= 106.5 mm  
B= 10 mm MAQUINAS= 3,4

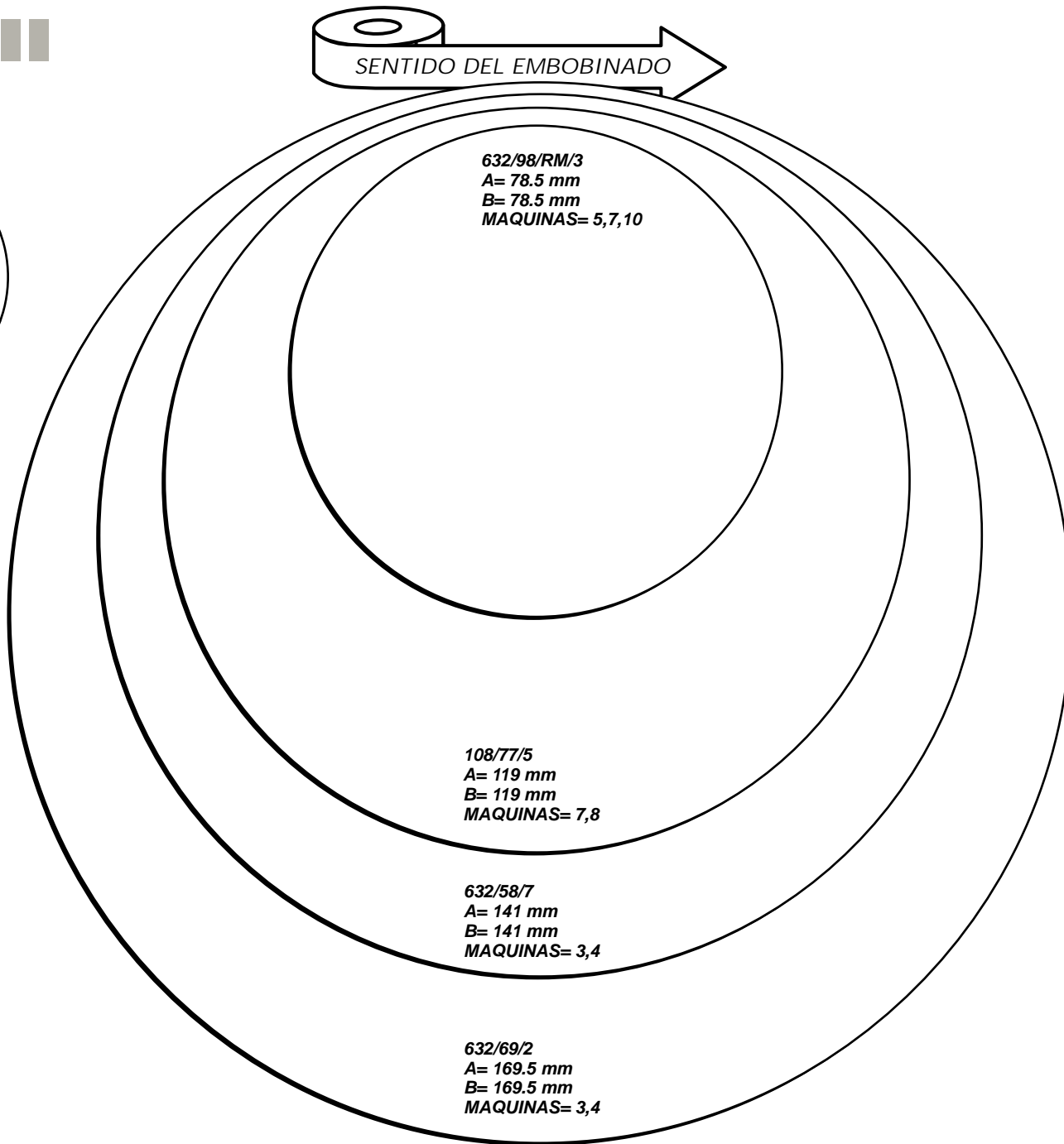
108/74/7  
A= 231.7 mm  
B= 30 mm  
MAQUINAS= 7,8,10

108/78/RM/22  
A= 120 mm  
B= 10 mm MAQUINAS= 5,7,10

108/68/RM/8  
A= 212 mm  
B= 13 mm  
MAQUINAS= 5,7,10



108/66/RM/8  
A= 20 mm  
B= 20 mm  
MAQUINAS= 5,7,10


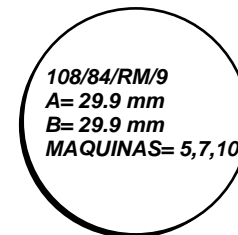


632/98/RM/3  
A= 78.5 mm  
B= 78.5 mm  
MAQUINAS= 5,7,10

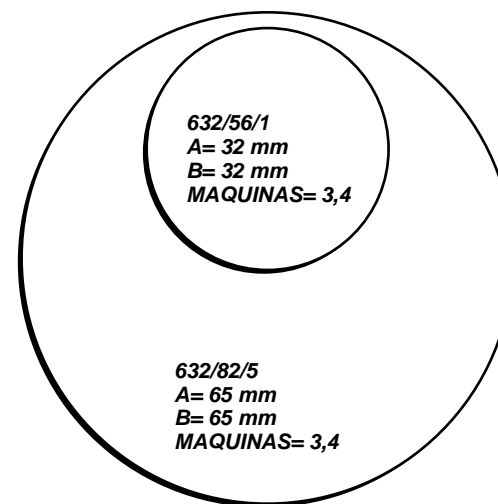
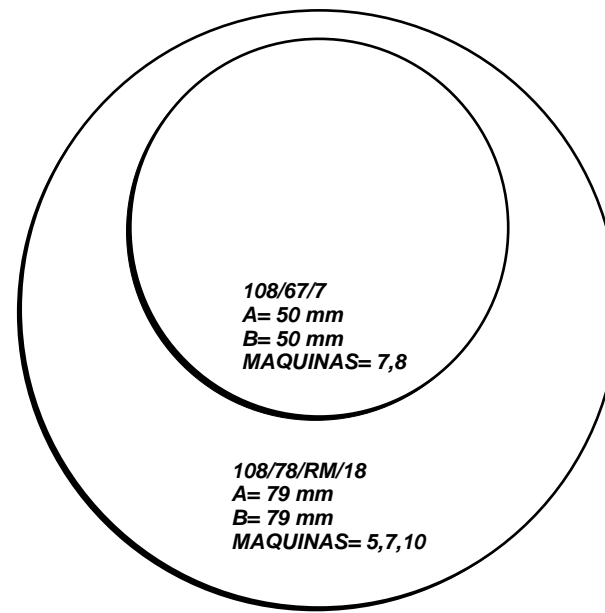
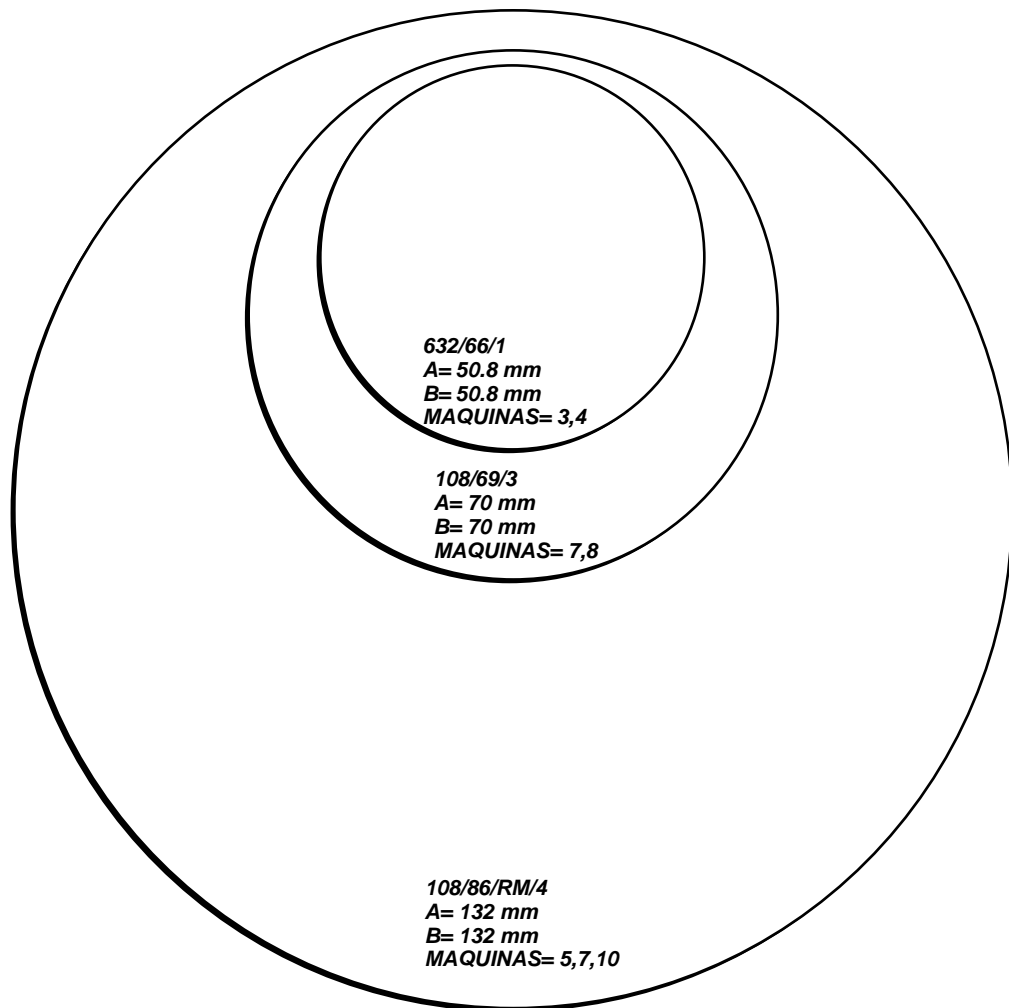
108/77/5  
A= 119 mm  
B= 119 mm  
MAQUINAS= 7,8

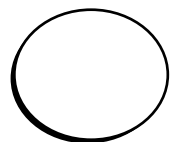
632/58/7  
A= 141 mm  
B= 141 mm  
MAQUINAS= 3,4

632/69/2  
A= 169.5 mm  
B= 169.5 mm  
MAQUINAS= 3,4

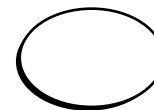


632/68/10-V  
A= 18 mm  
B= 18 mm  
MAQUINA= 3,4





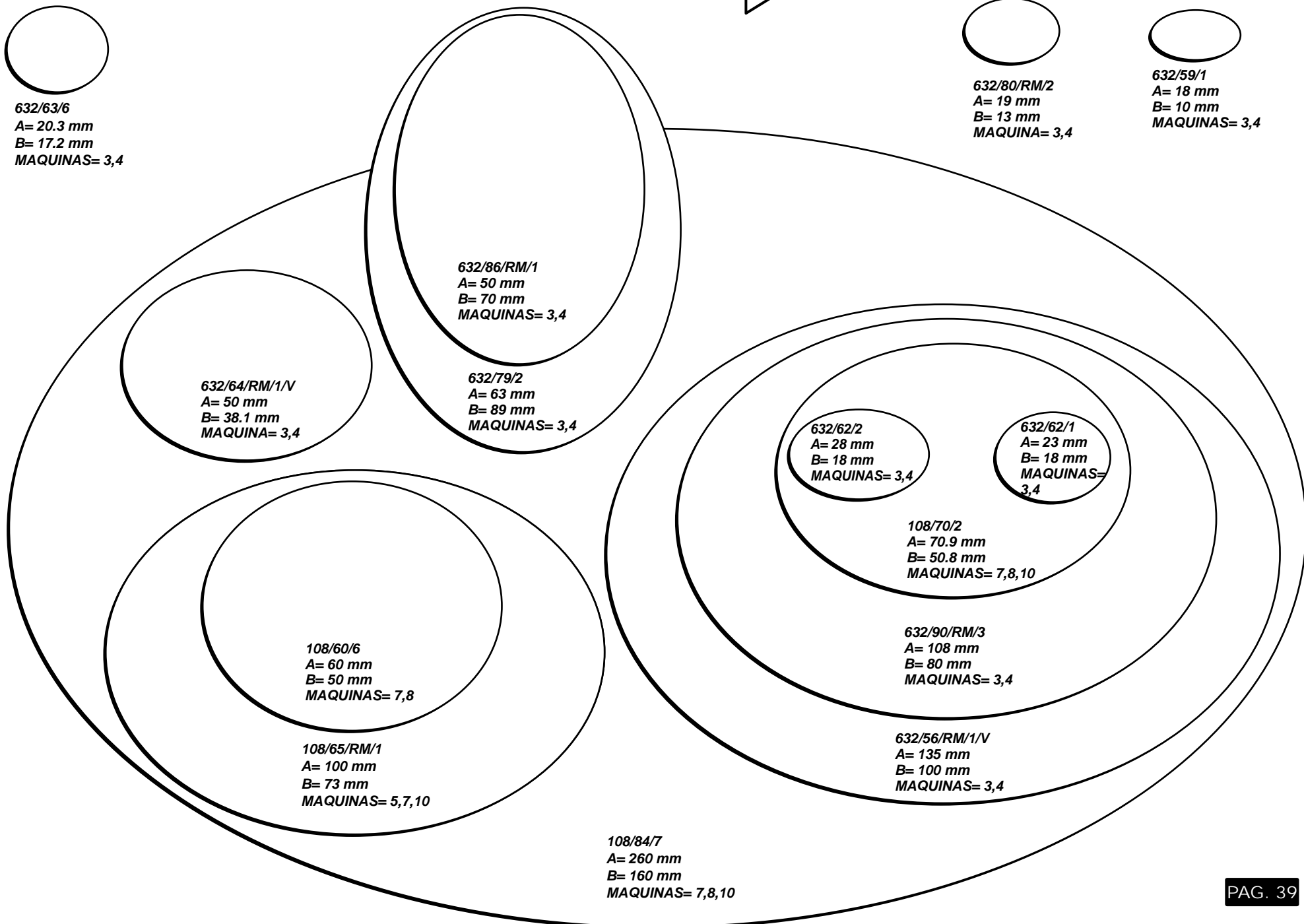
632/63/6  
A= 20.3 mm  
B= 17.2 mm  
MAQUINAS= 3,4



632/80/RM/2  
A= 19 mm  
B= 13 mm  
MAQUINA= 3,4



632/59/1  
A= 18 mm  
B= 10 mm  
MAQUINAS= 3,4



632/64/RM/1/V  
A= 50 mm  
B= 38.1 mm  
MAQUINA= 3,4

632/86/RM/1  
A= 50 mm  
B= 70 mm  
MAQUINAS= 3,4

632/79/2  
A= 63 mm  
B= 89 mm  
MAQUINAS= 3,4

632/62/2  
A= 28 mm  
B= 18 mm  
MAQUINAS= 3,4

632/62/1  
A= 23 mm  
B= 18 mm  
MAQUINAS= 3,4

108/70/2  
A= 70.9 mm  
B= 50.8 mm  
MAQUINAS= 7,8,10

108/60/6  
A= 60 mm  
B= 50 mm  
MAQUINAS= 7,8

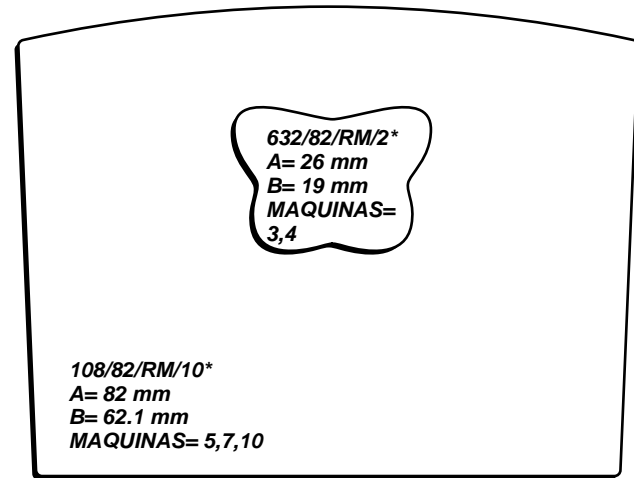

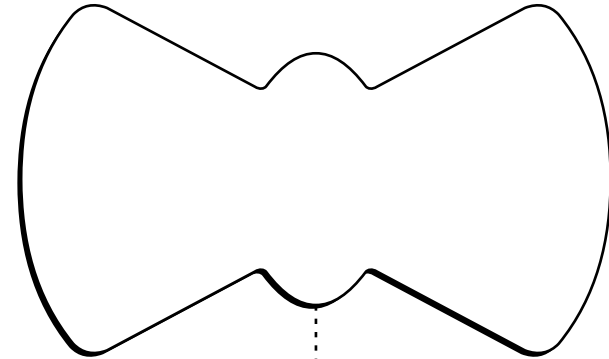
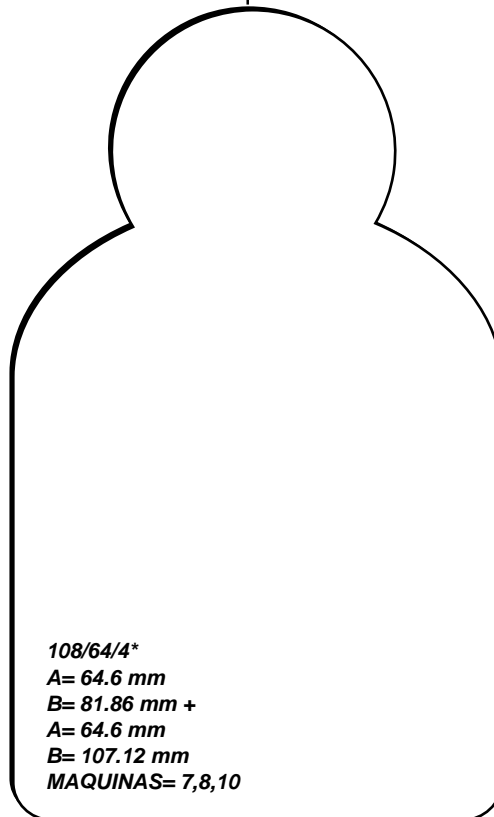
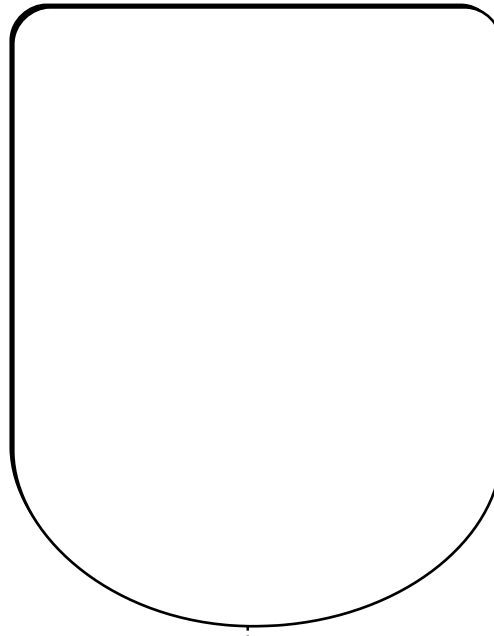
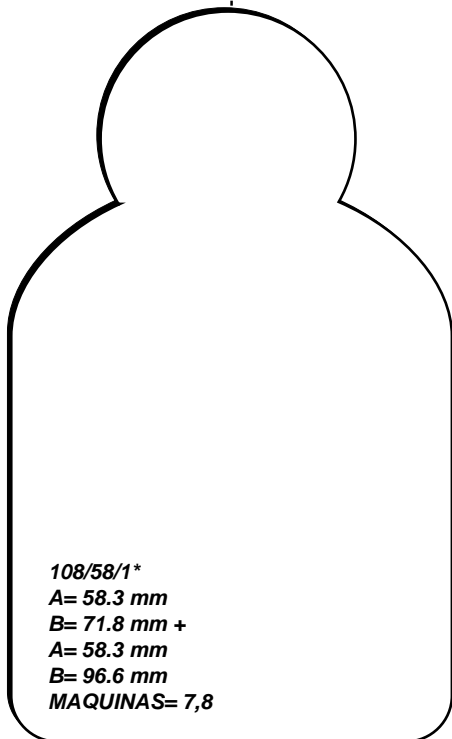

108/65/RM/1  
A= 100 mm  
B= 73 mm  
MAQUINAS= 5,7,10

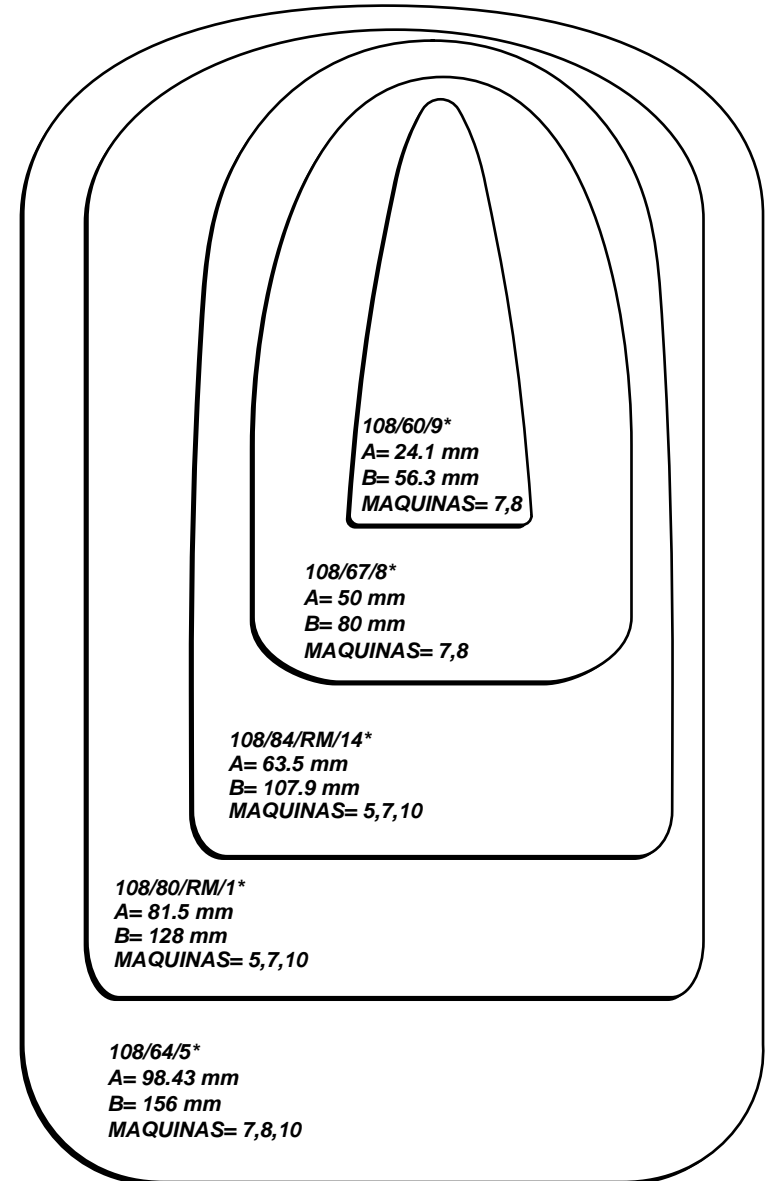


632/90/RM/3  
A= 108 mm  
B= 80 mm  
MAQUINAS= 3,4

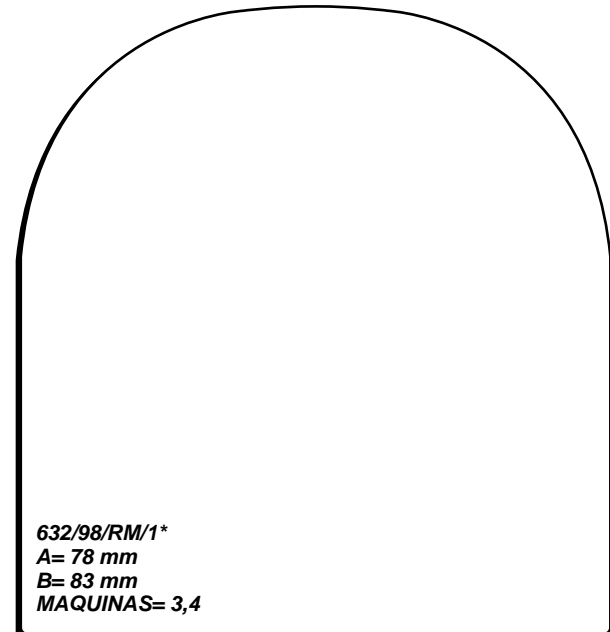
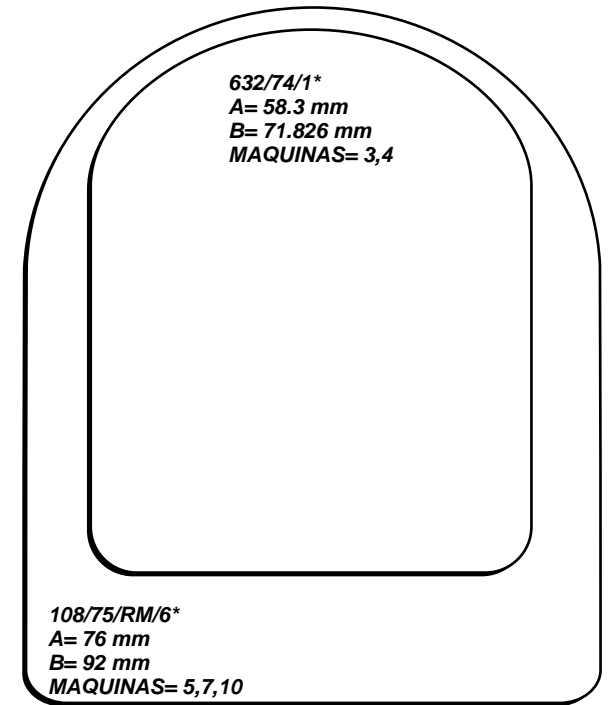
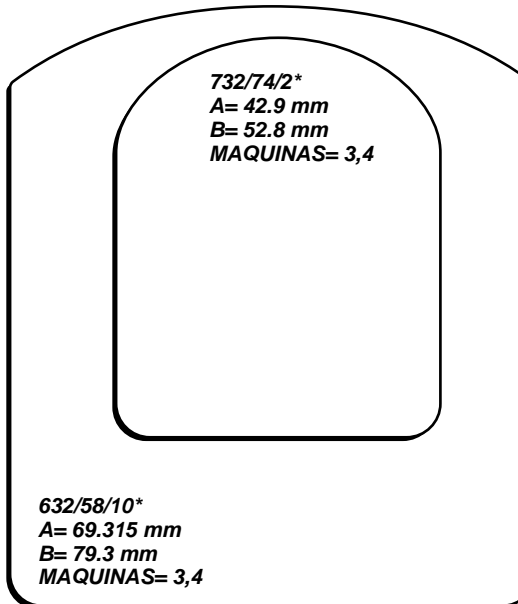
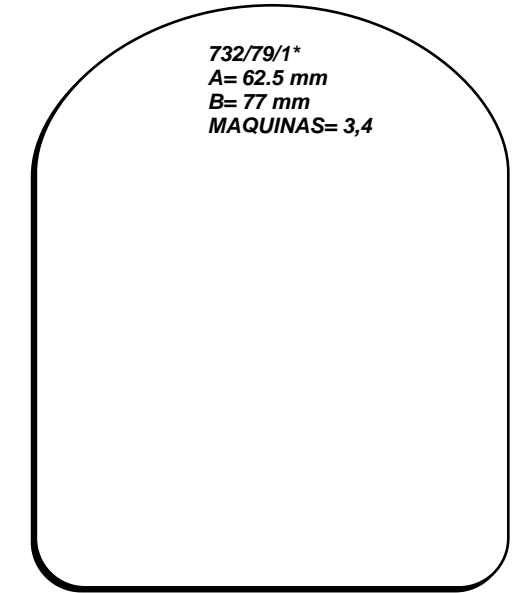
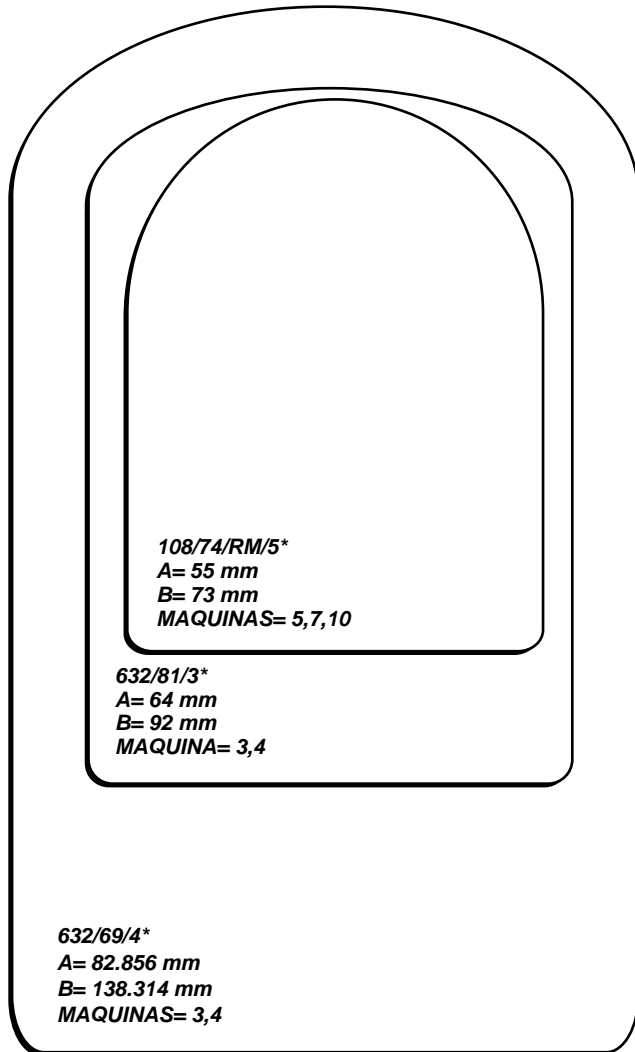
632/56/RM/1/V  
A= 135 mm  
B= 100 mm  
MAQUINAS= 3,4

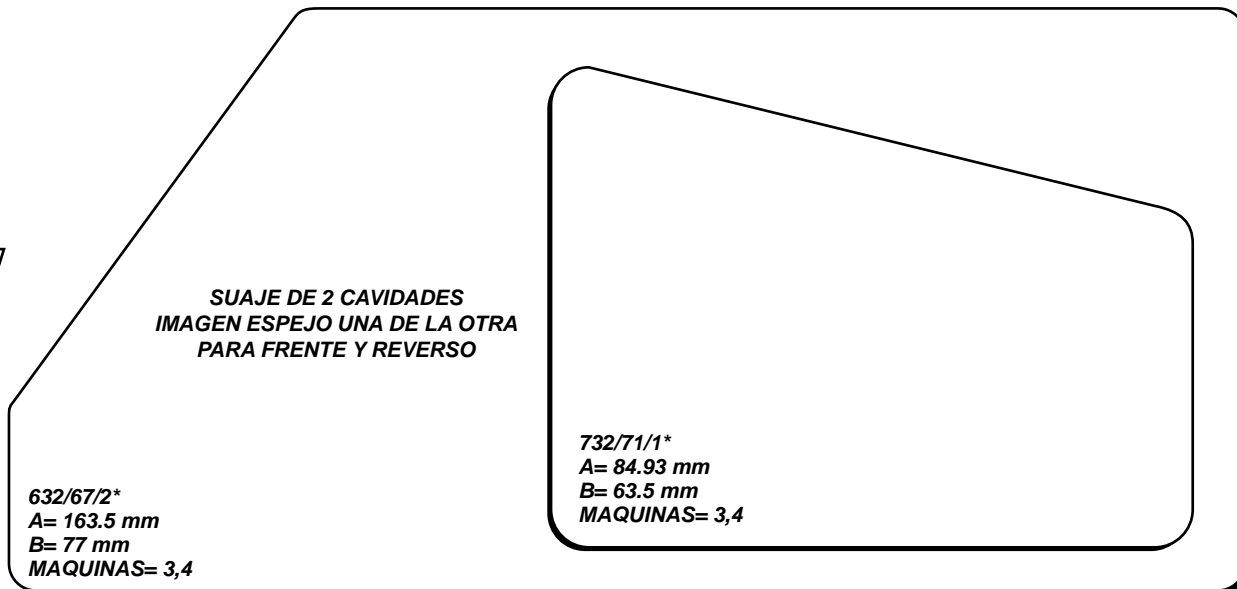
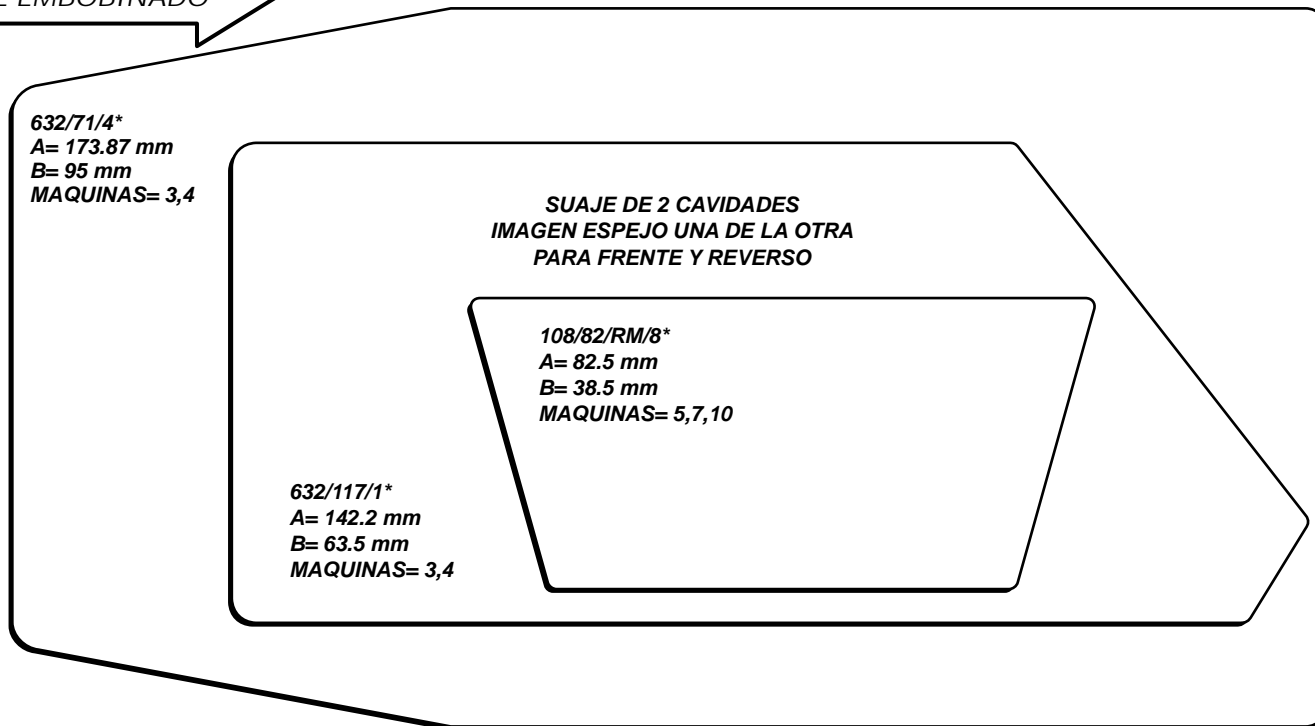


108/84/7  
A= 260 mm  
B= 160 mm  
MAQUINAS= 7,8,10

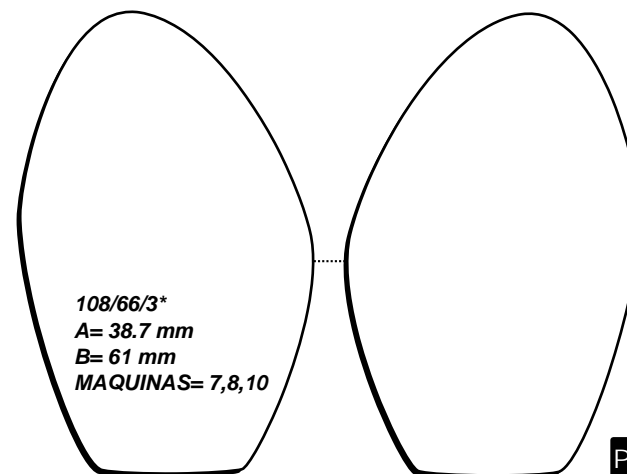
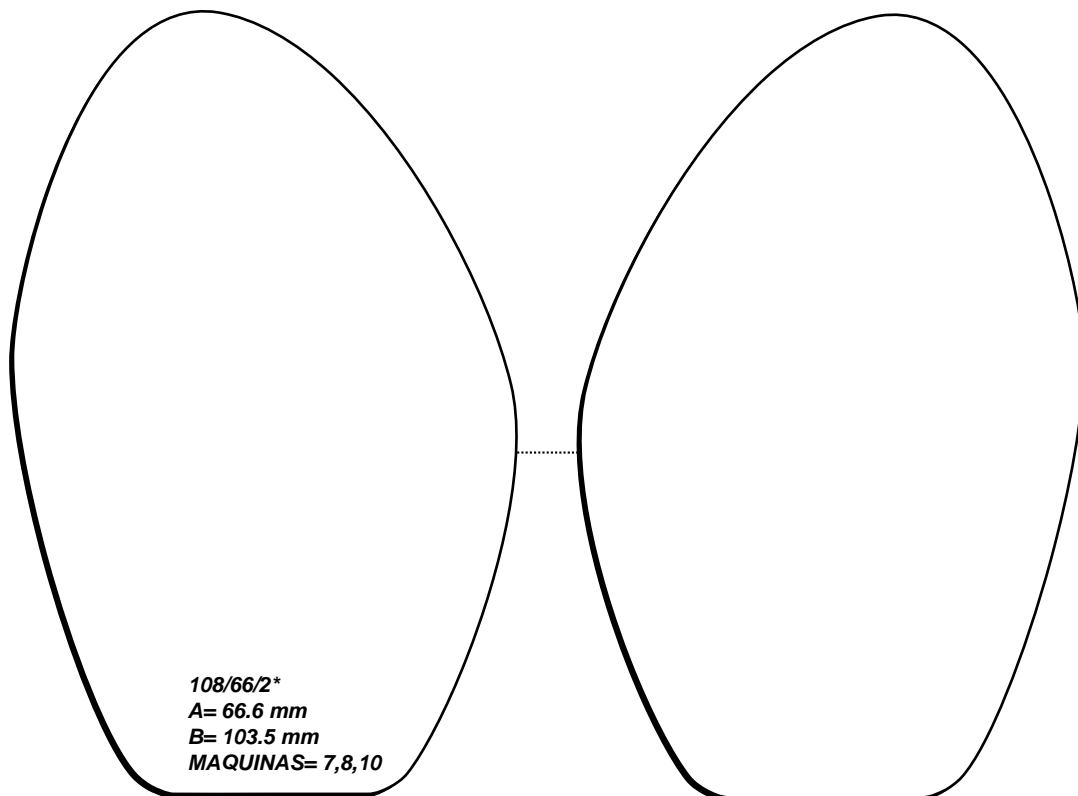

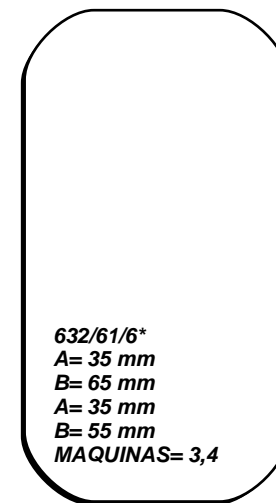



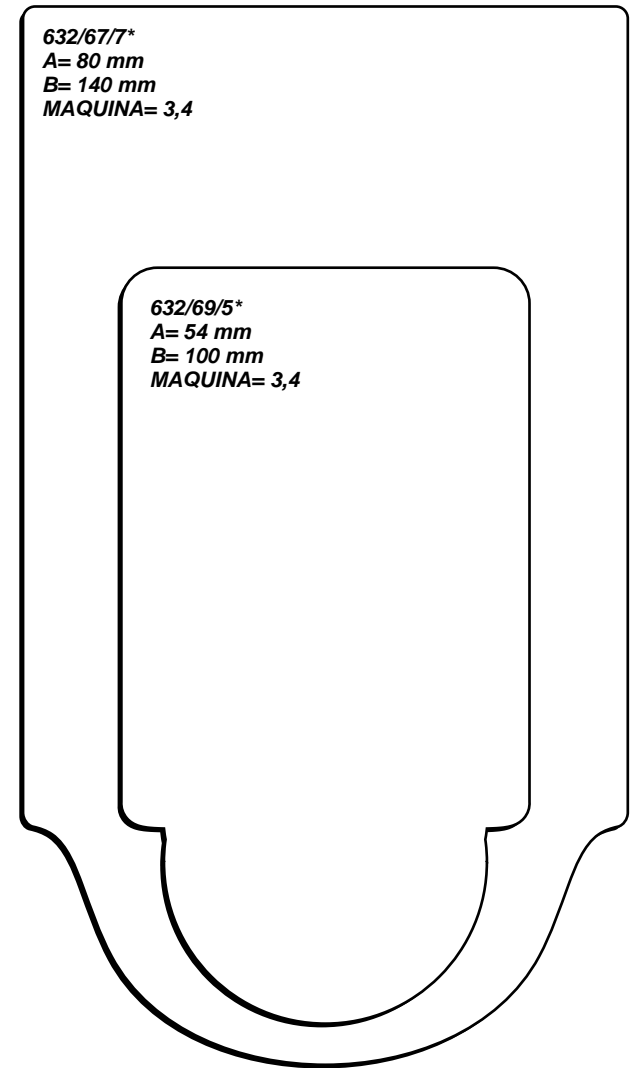
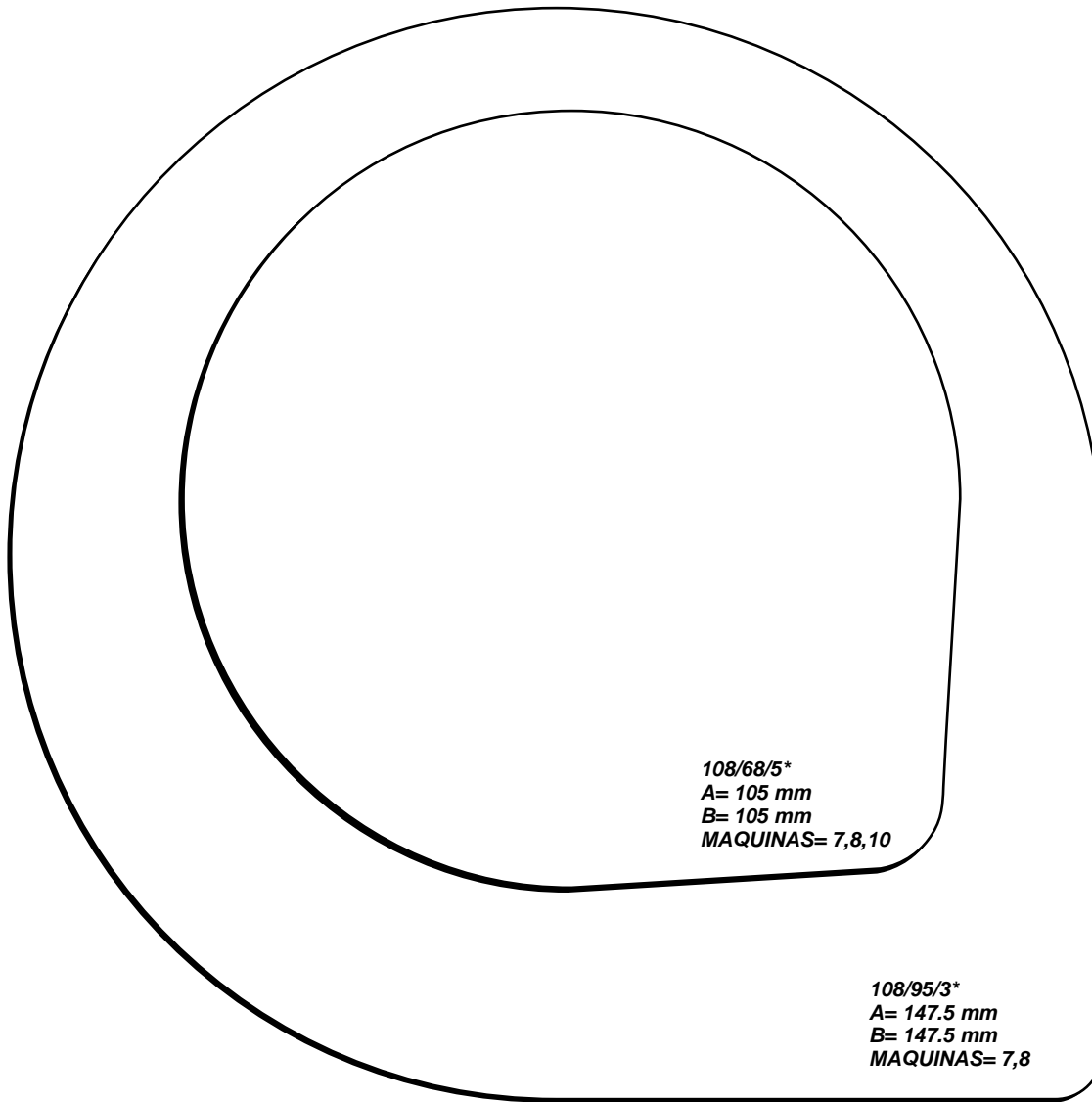






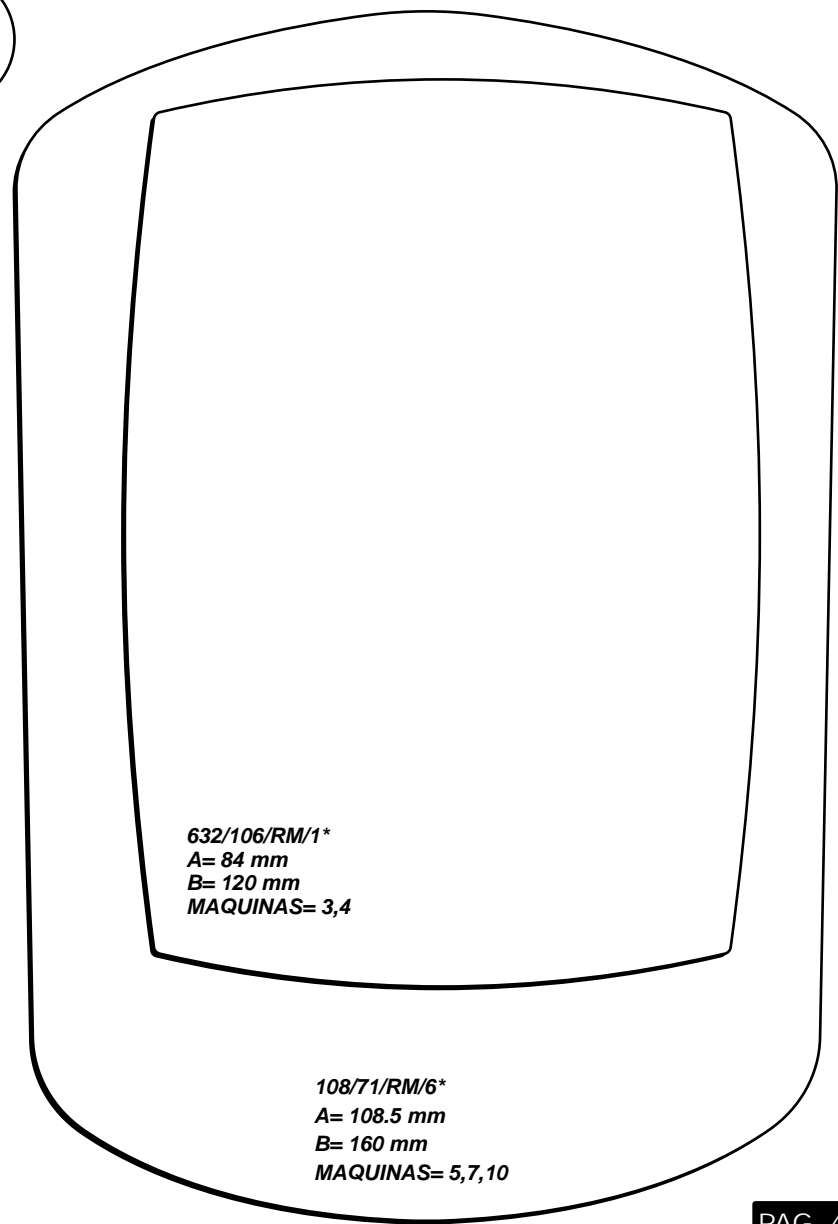
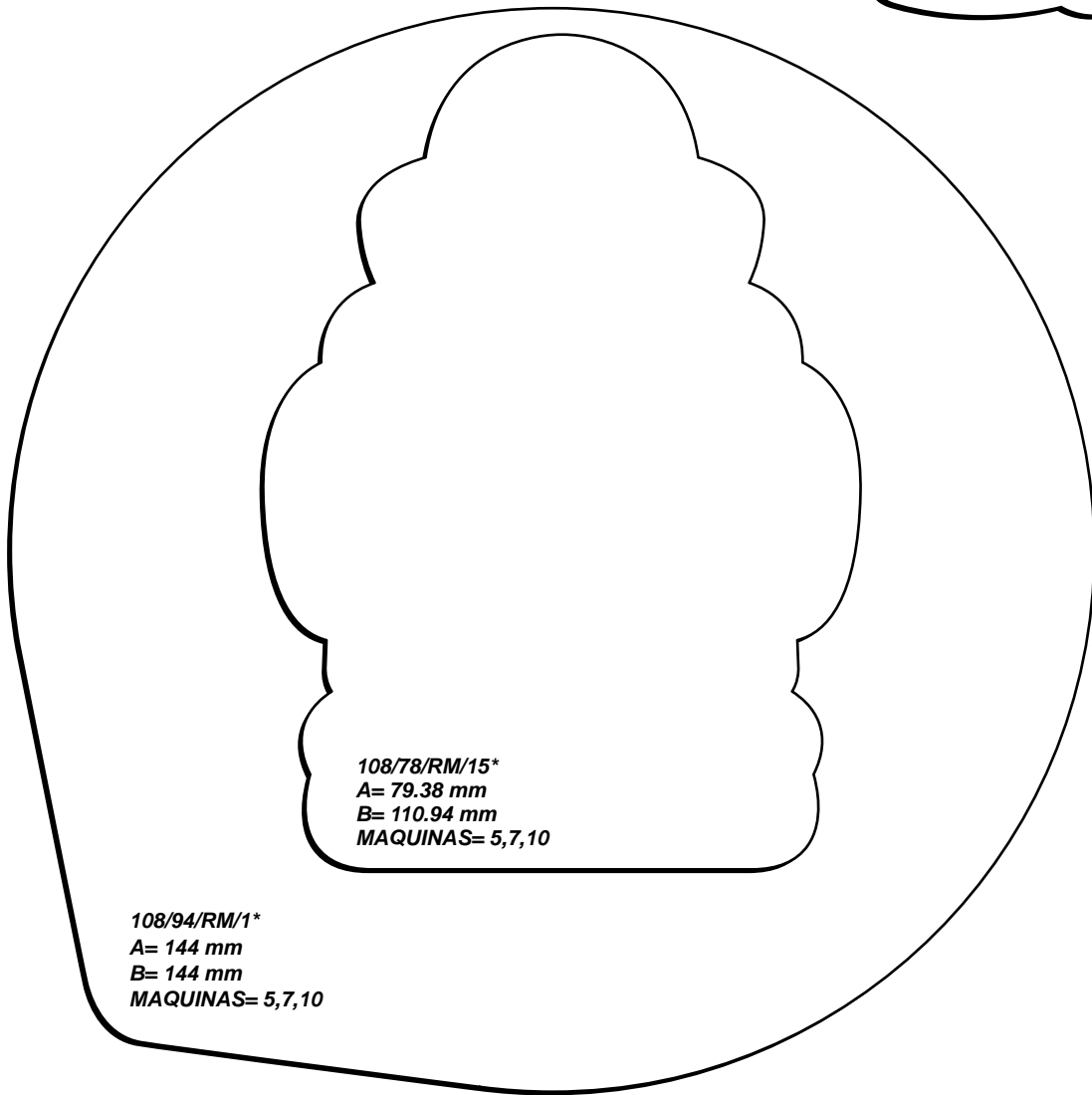


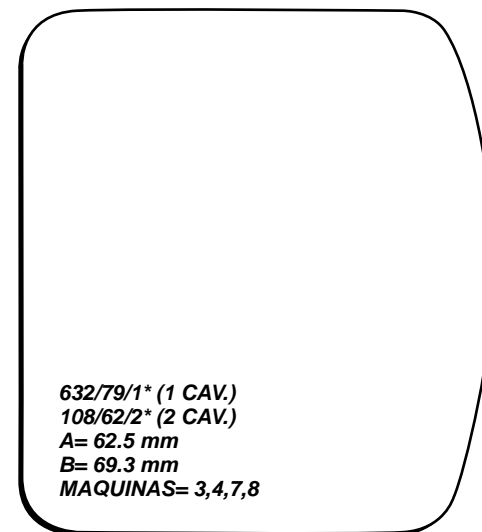
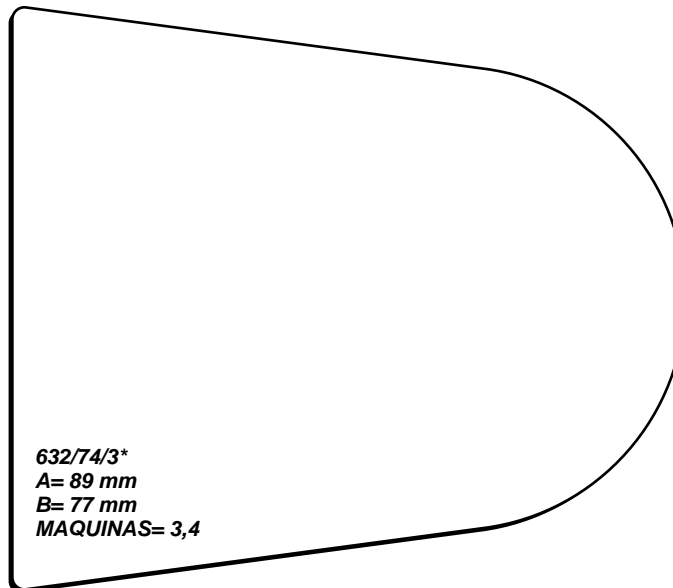
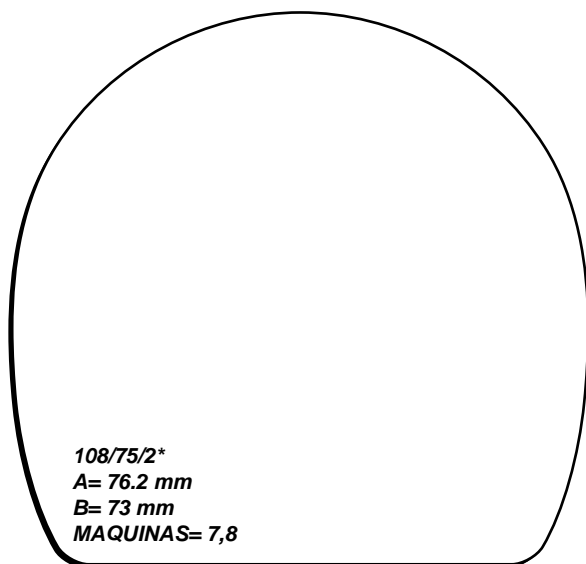
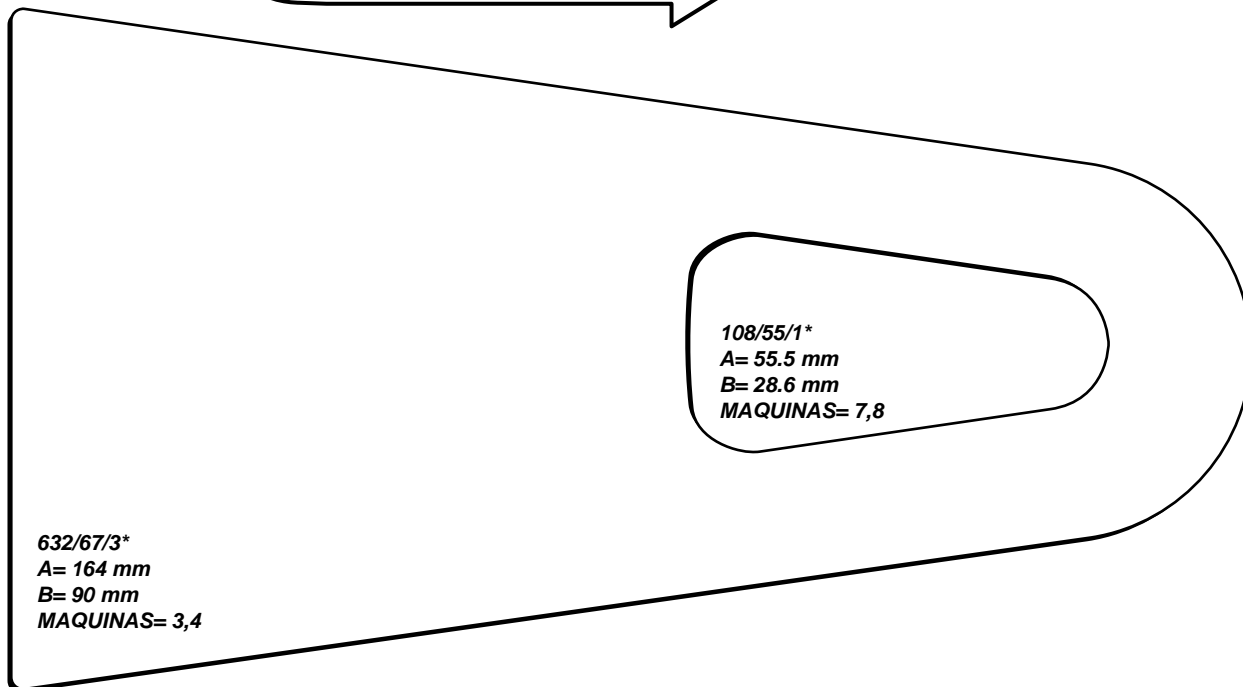
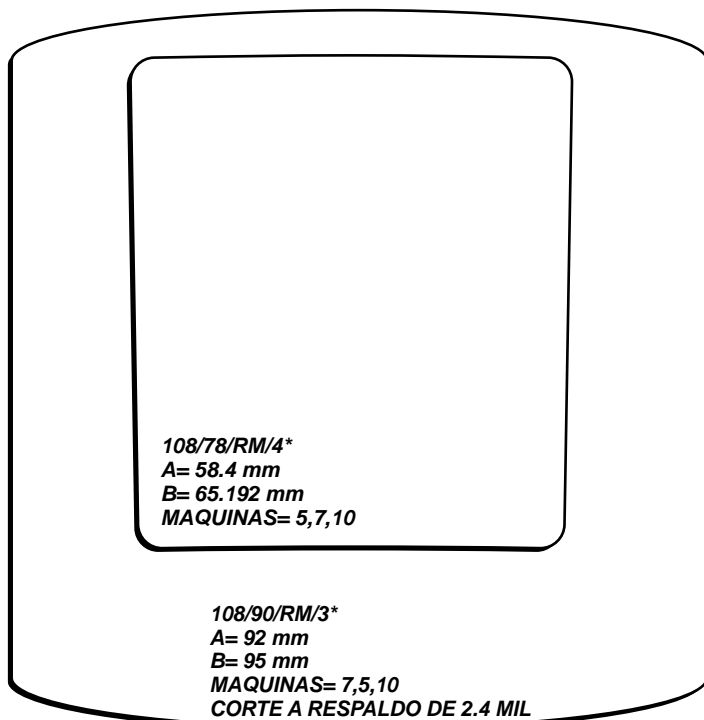




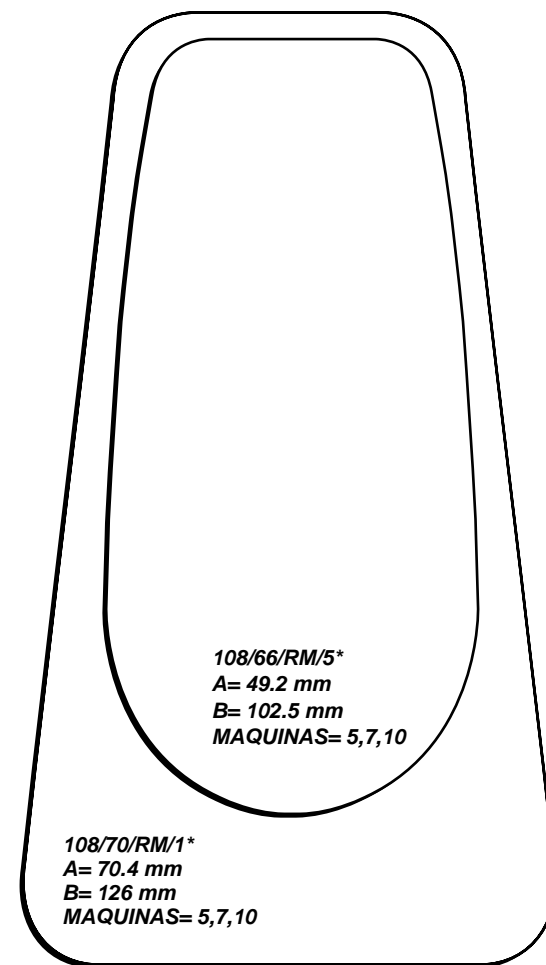


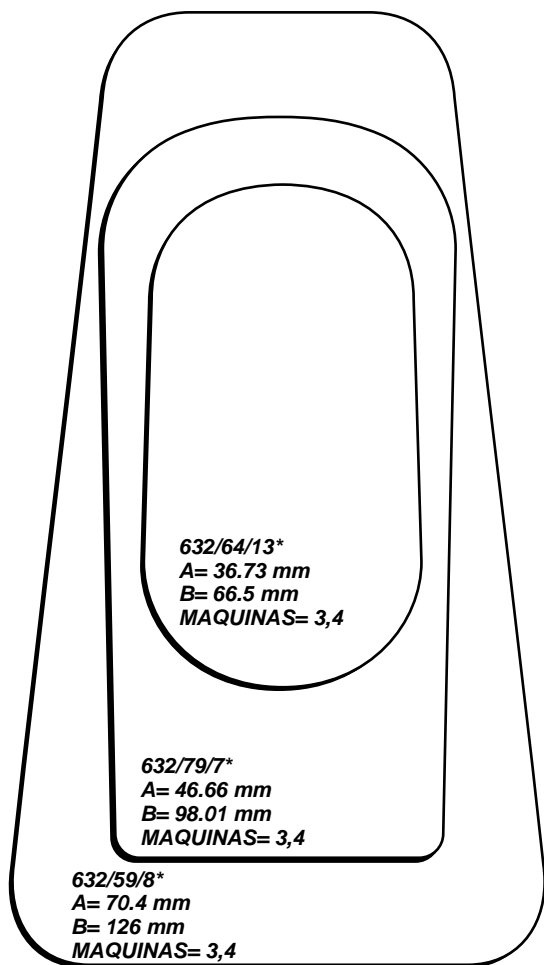




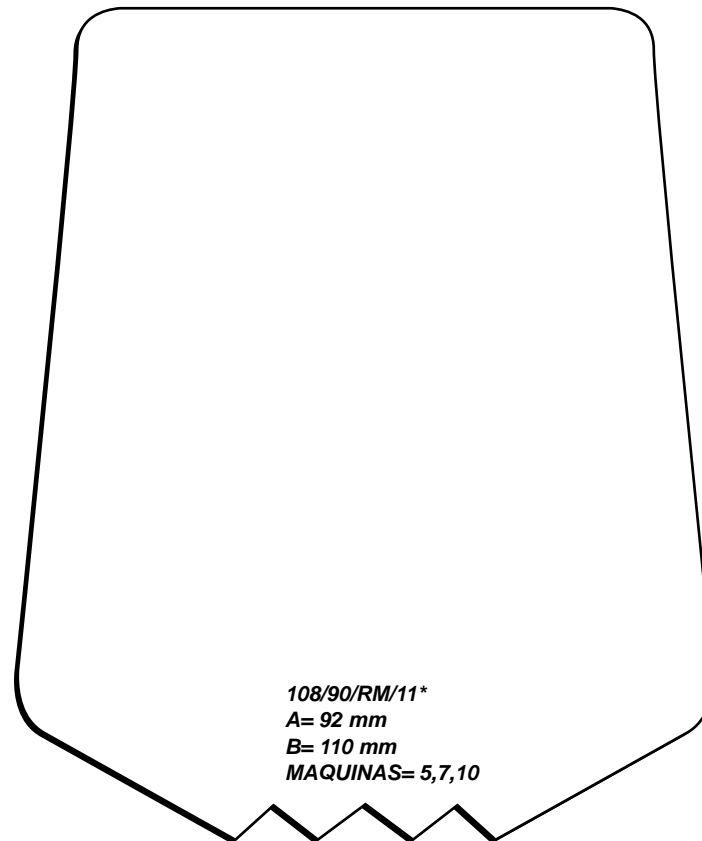
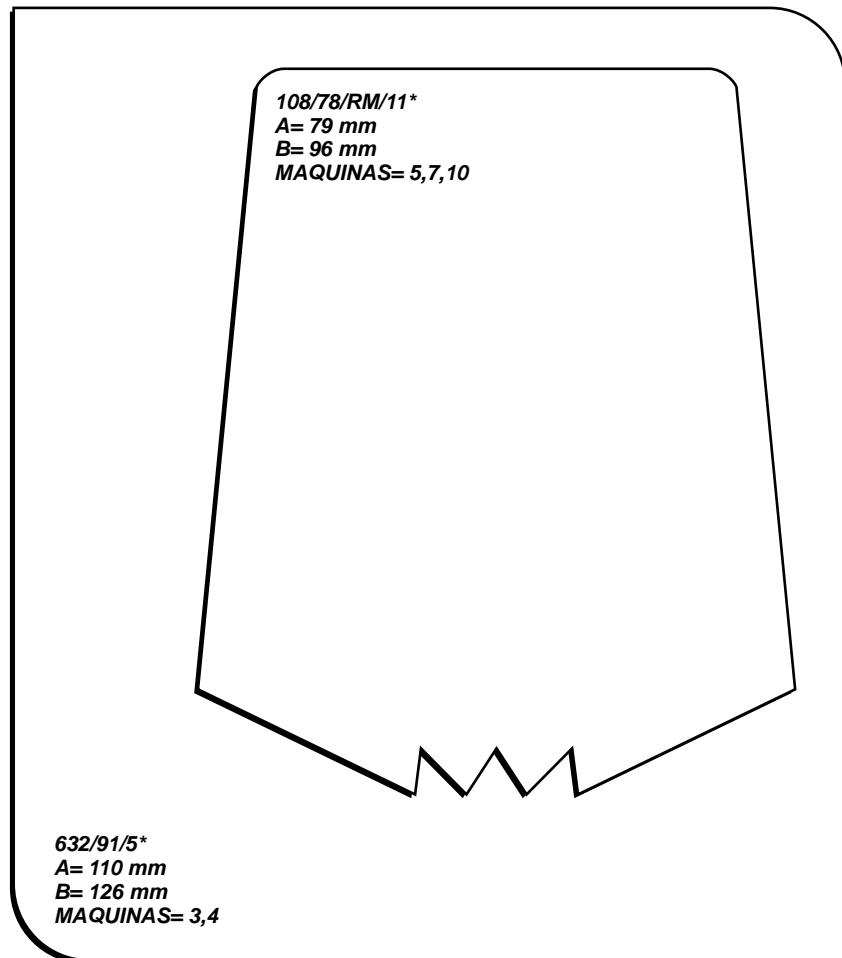
632/84/RM/2\*  
A= 38.5 mm  
B= 18 mm  
MAQUINAS= 3,4

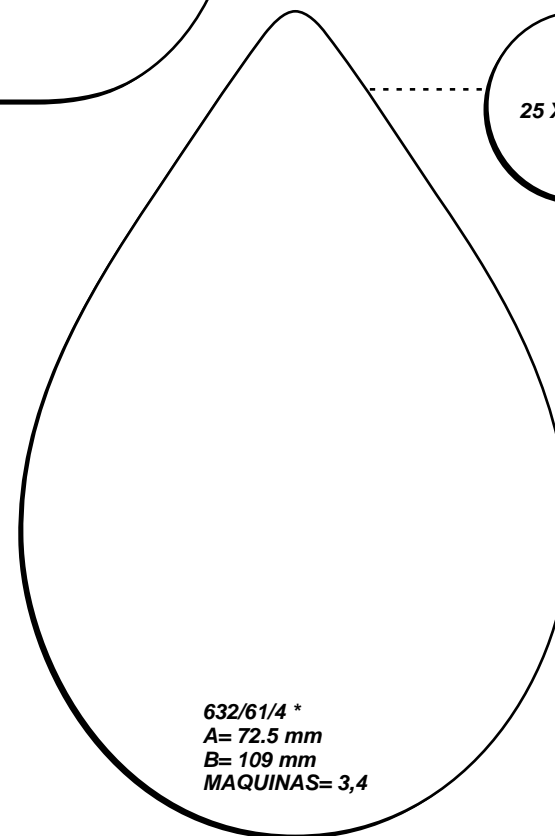
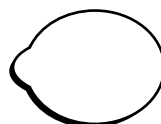
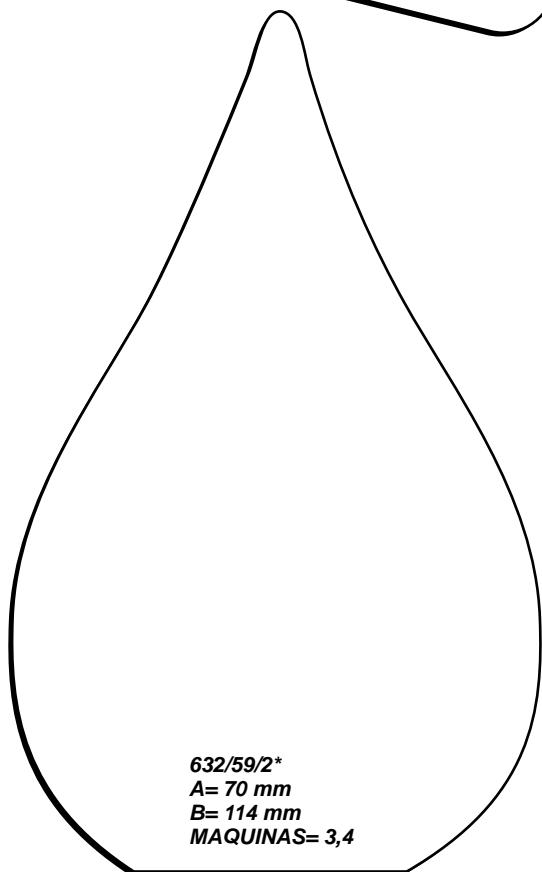
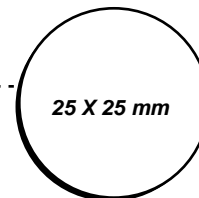
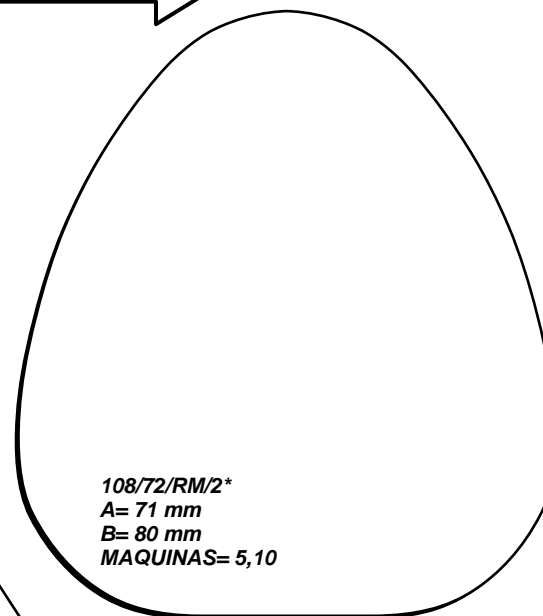

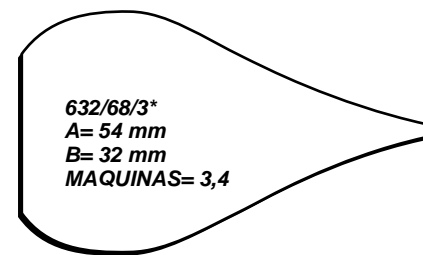
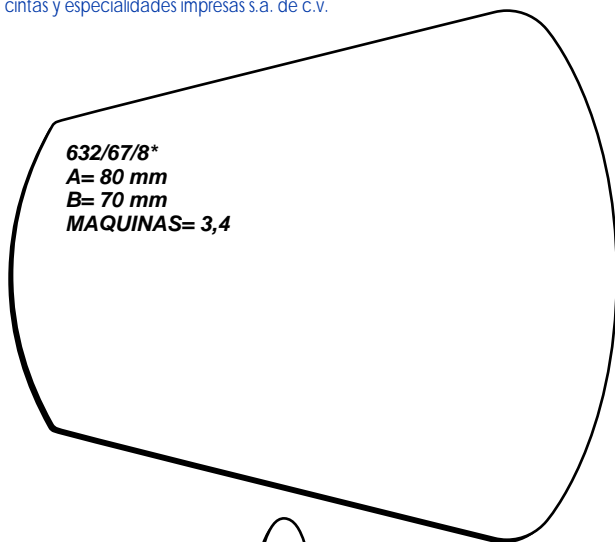














**108/76/RM//3\***  
A= 237.5 mm  
B= 24.078 mm  
MAQUINAS= 5,10

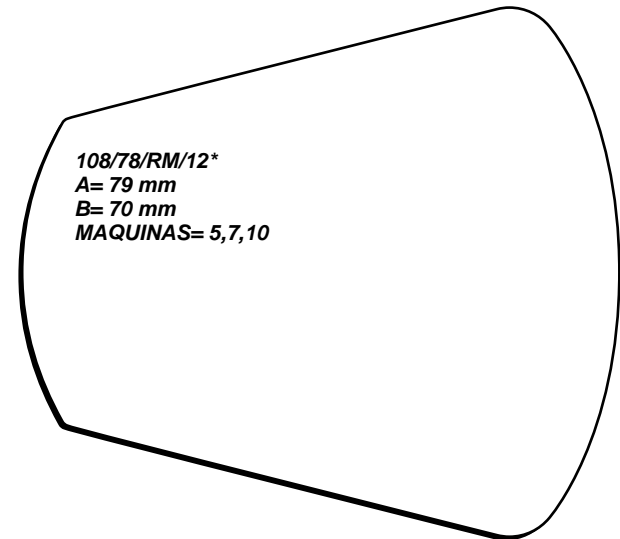
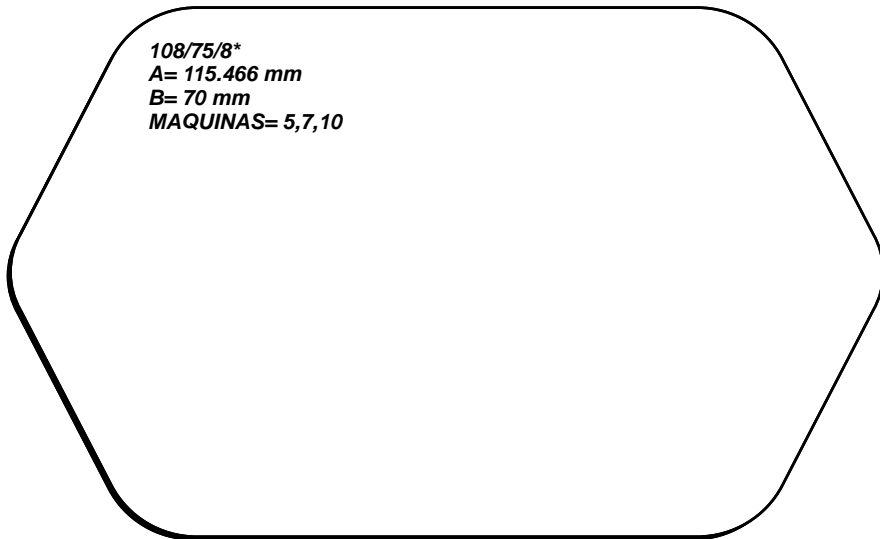

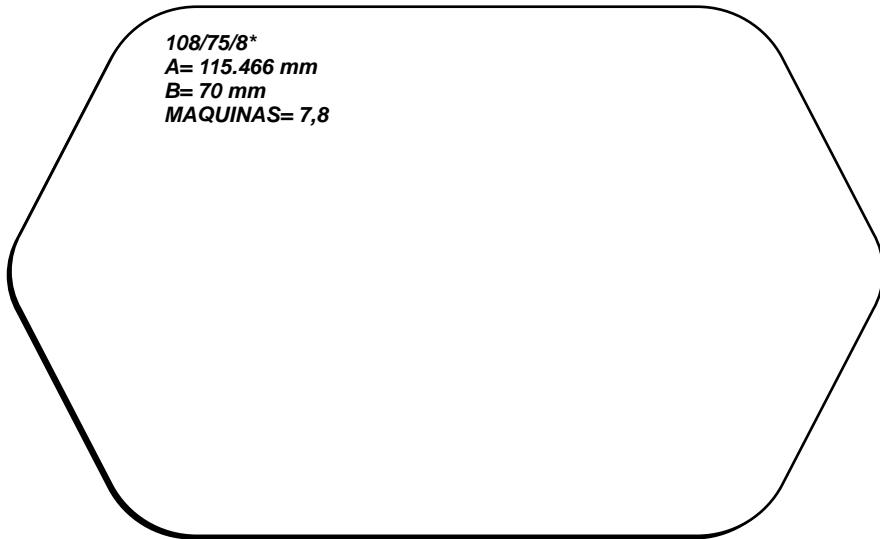
**108/78/3\***  
A= 120.7 mm  
B= 73 mm  
MAQUINAS= 7,8,10


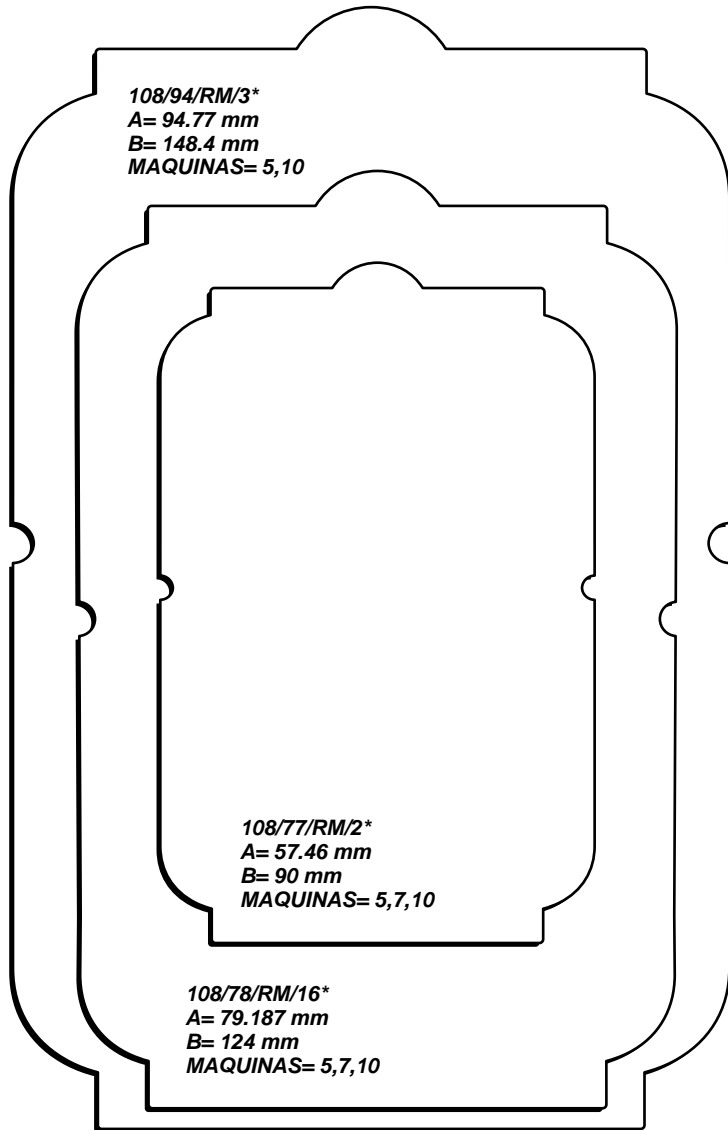
**632/60/4\***  
A= 72.48 mm  
B= 100.49 mm  
MAQUINAS= 3,4

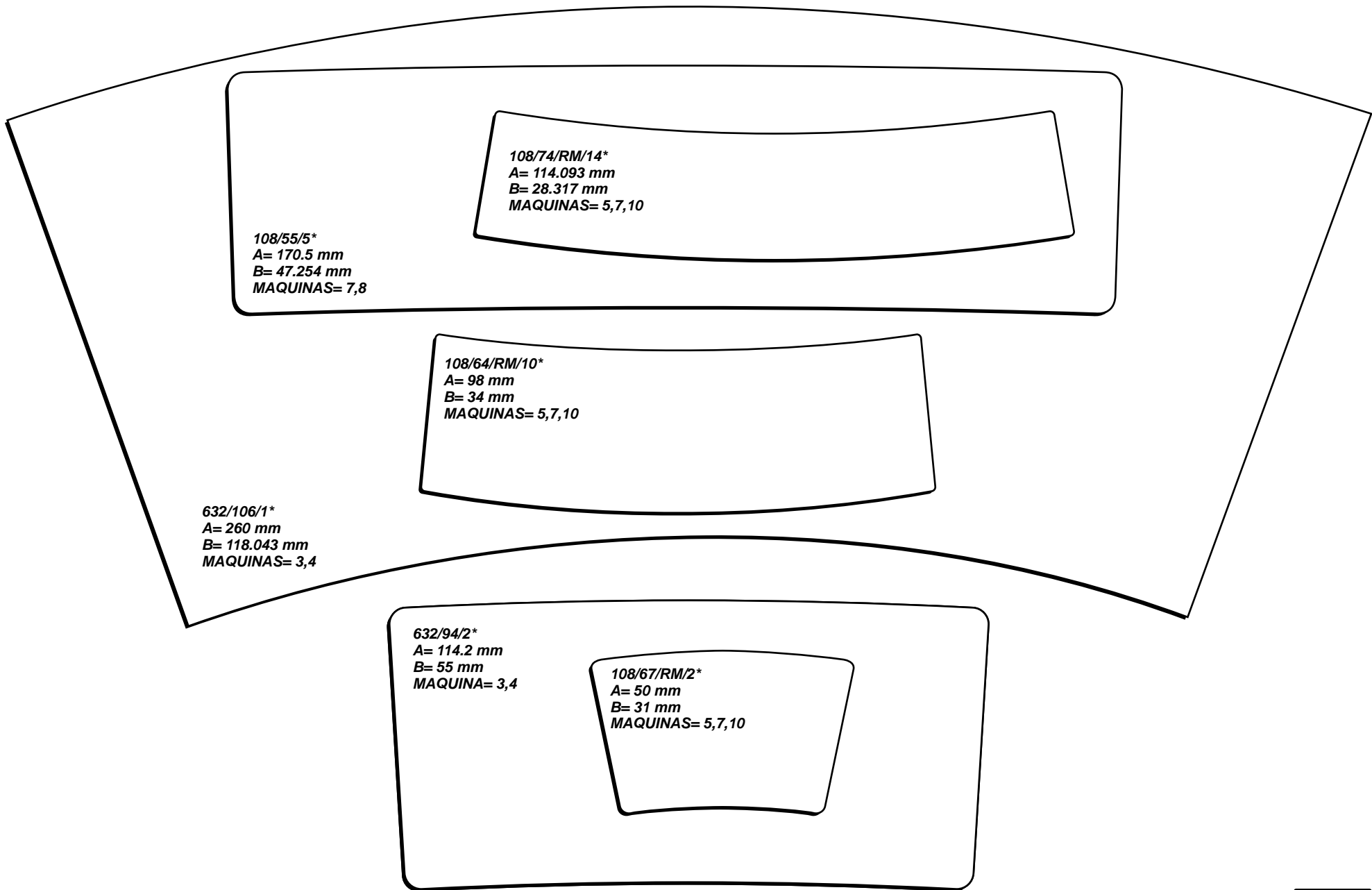
**108/53/2\***  
A= 32 mm  
B= 141.8 mm  
MAQUINAS= 7,8

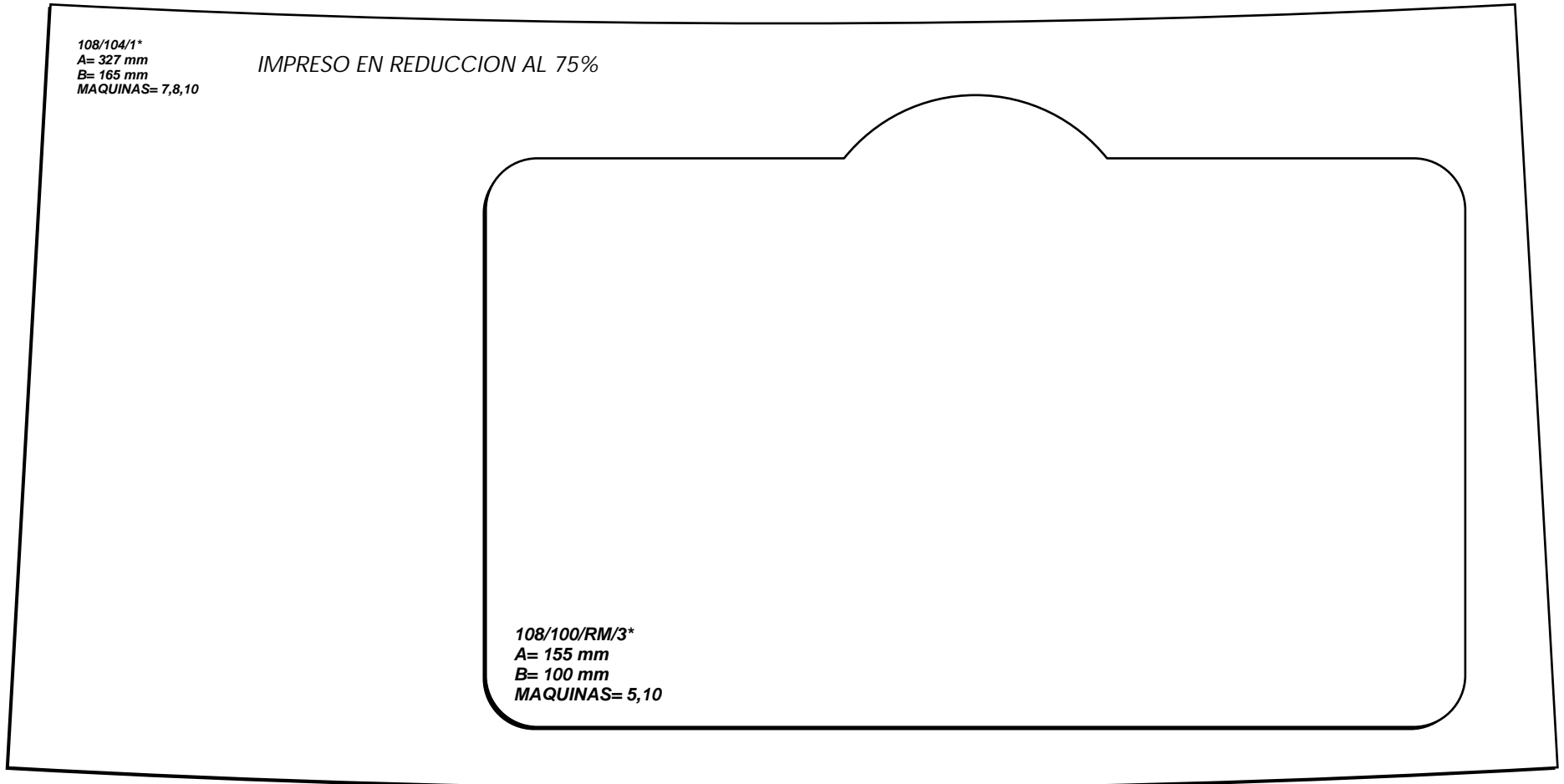
**108/68/3\***  
A= 104.95 mm  
B= 71.77 mm  
MAQUINAS= 7,8,10

**632/94/1\***  
A= 114.20 mm  
B= 46.43 mm  
MAQUINAS= 3,4

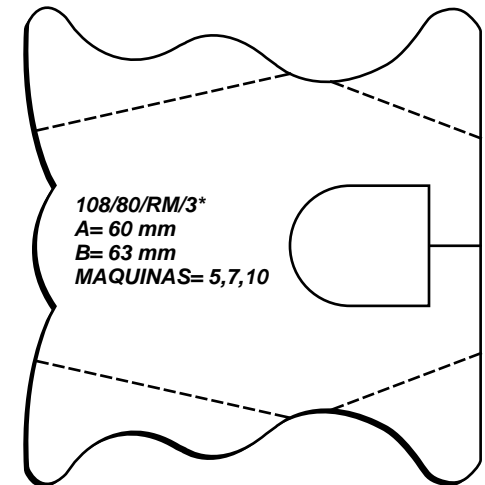
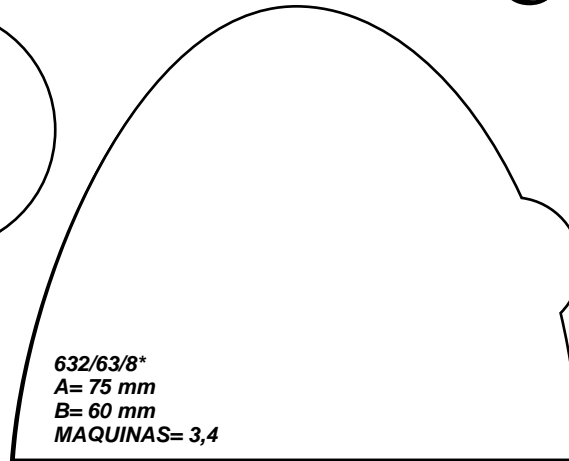
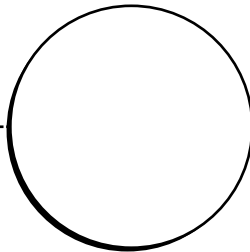



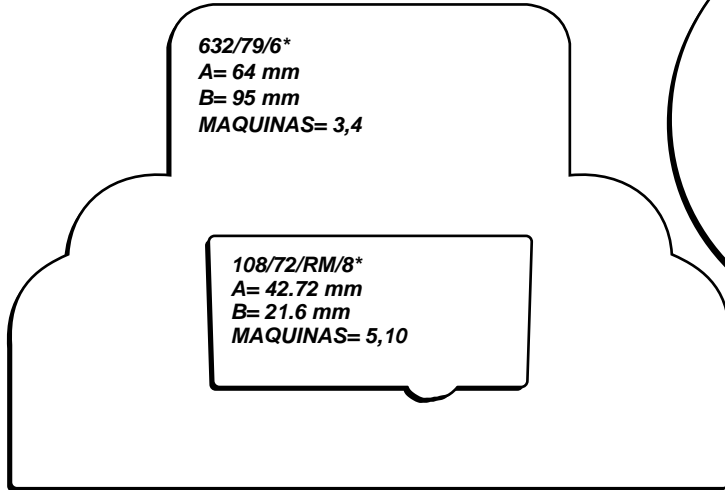
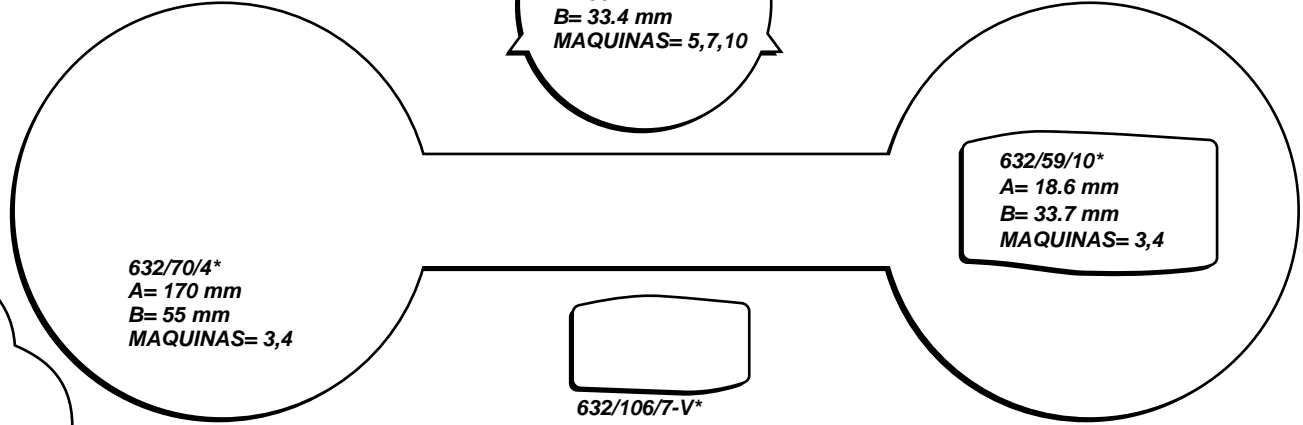
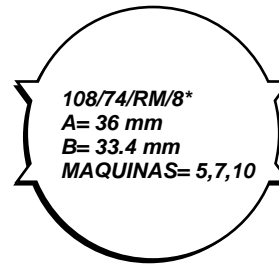


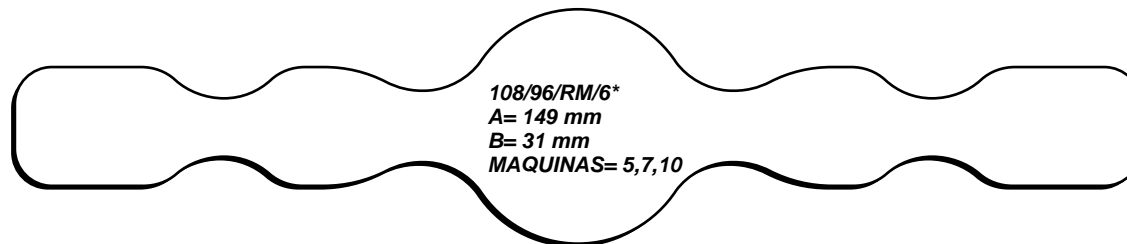
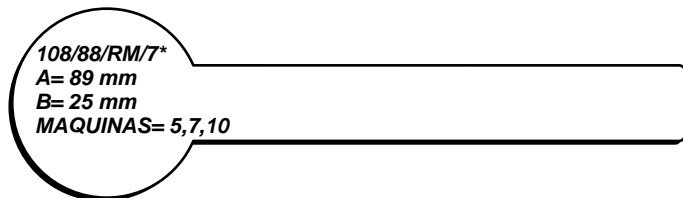
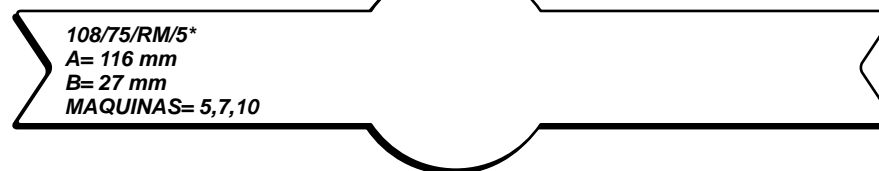
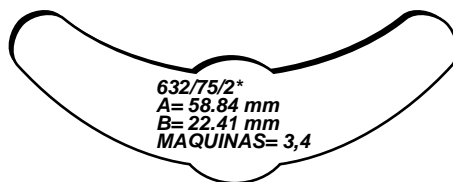
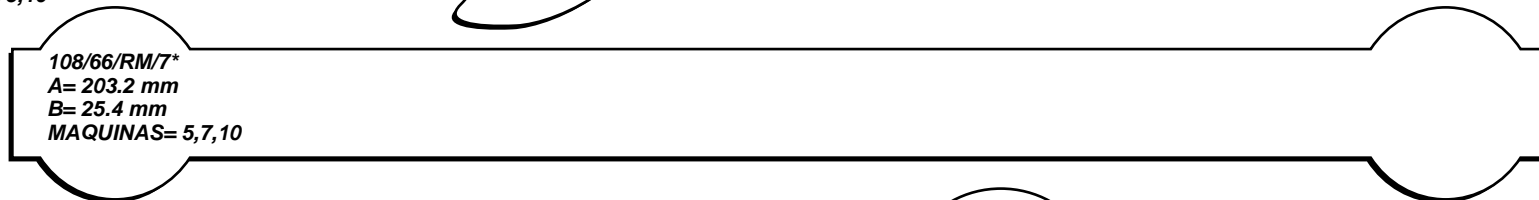
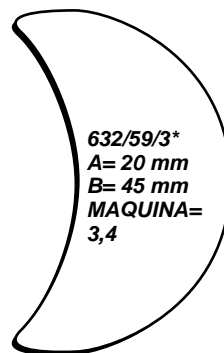
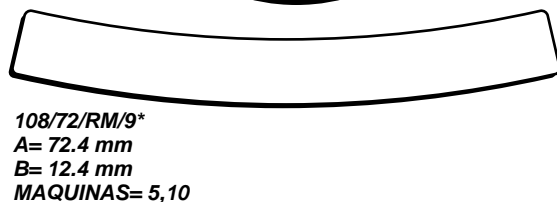
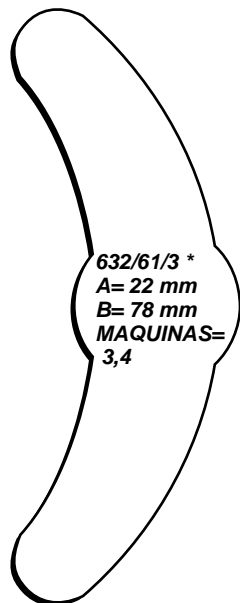
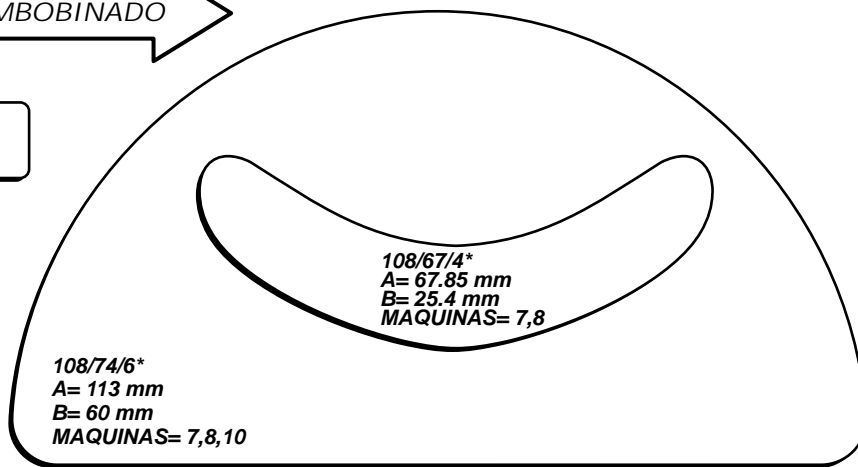
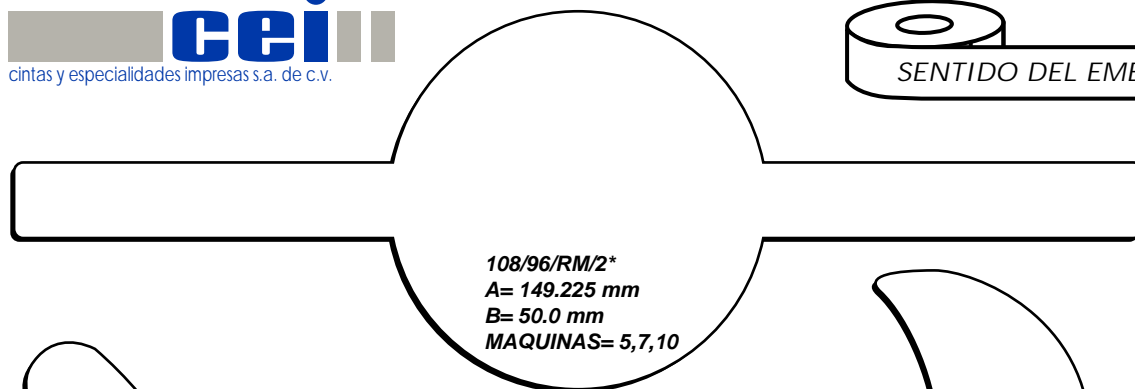


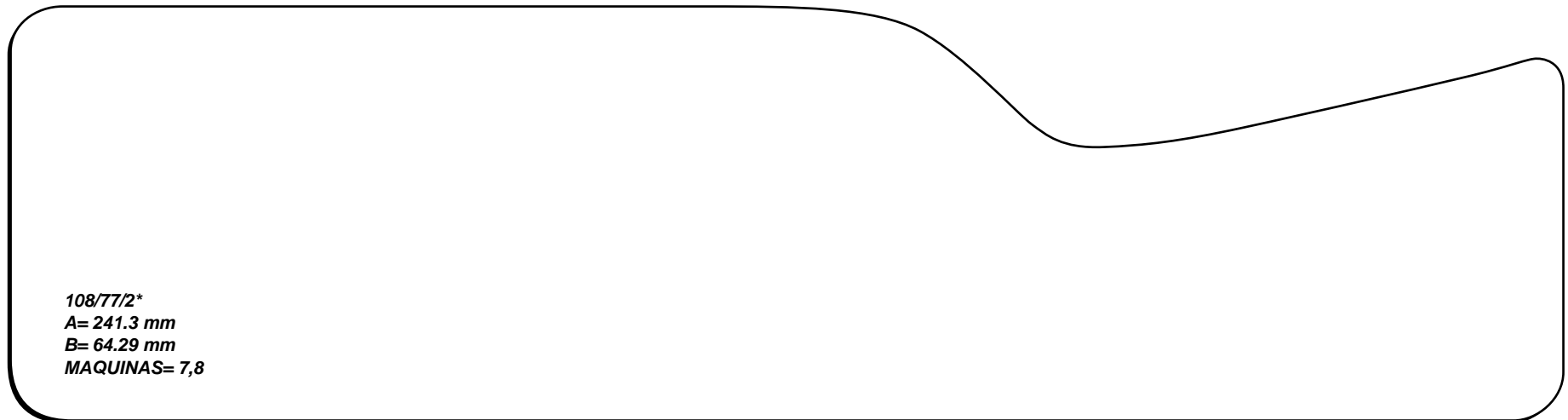
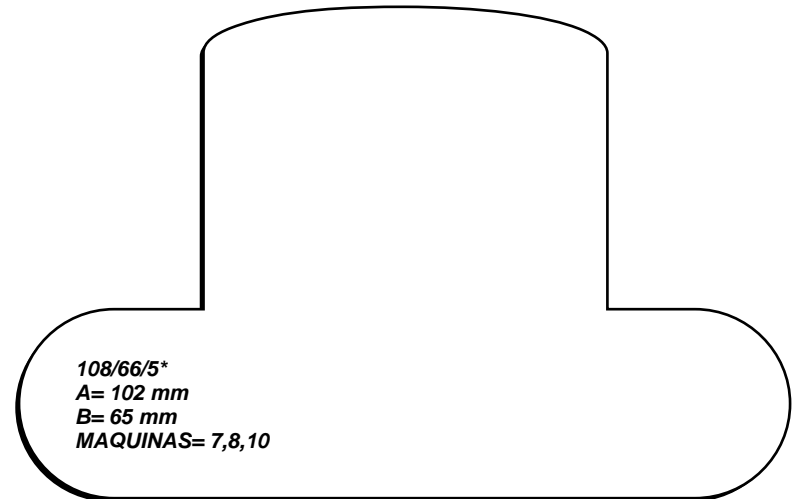
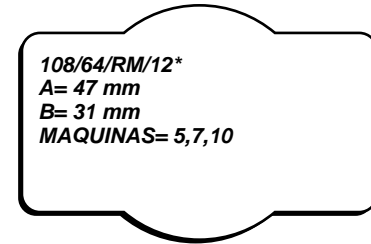
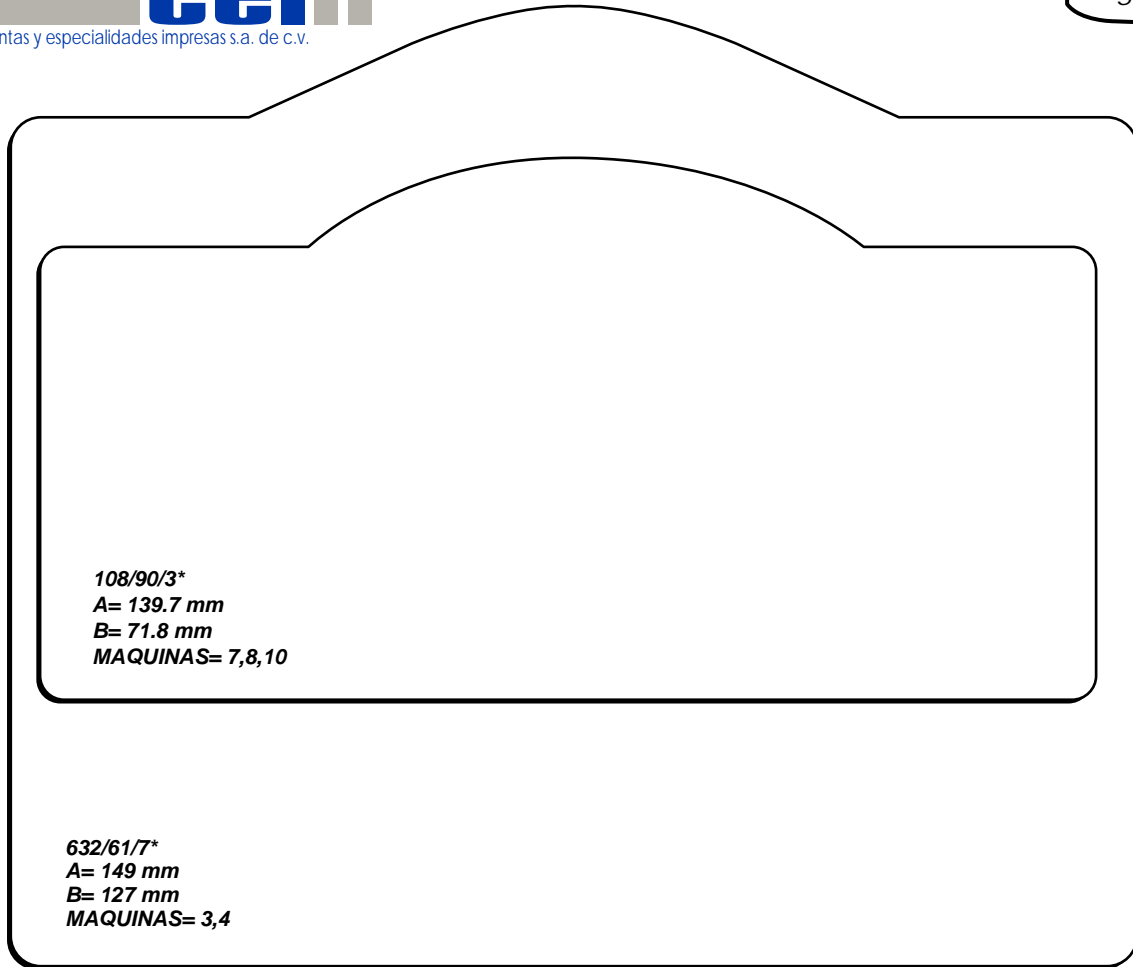


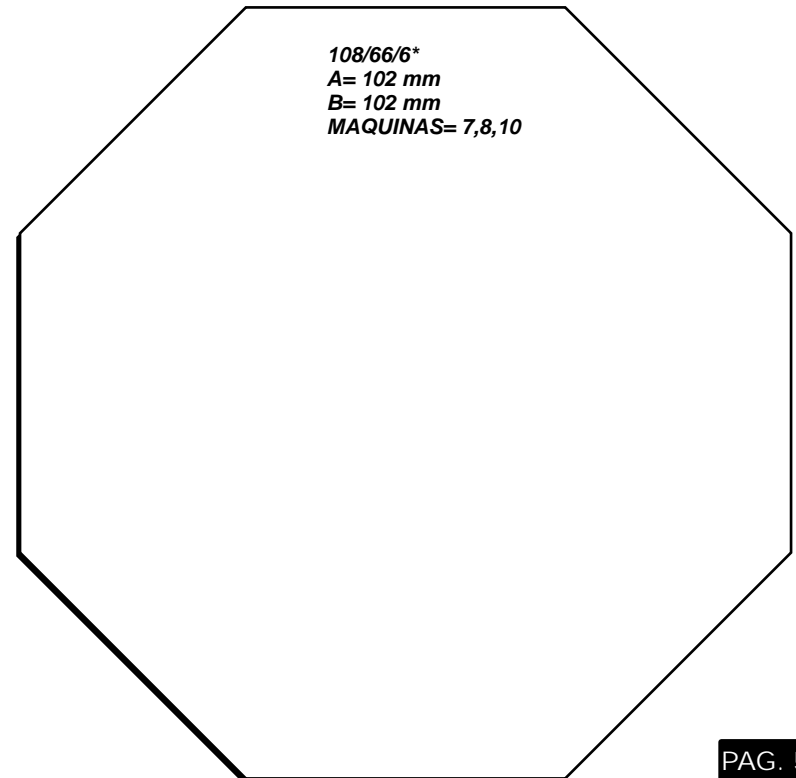
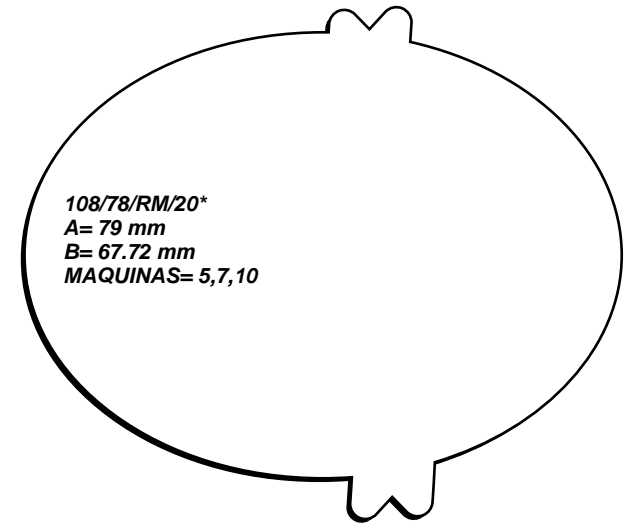
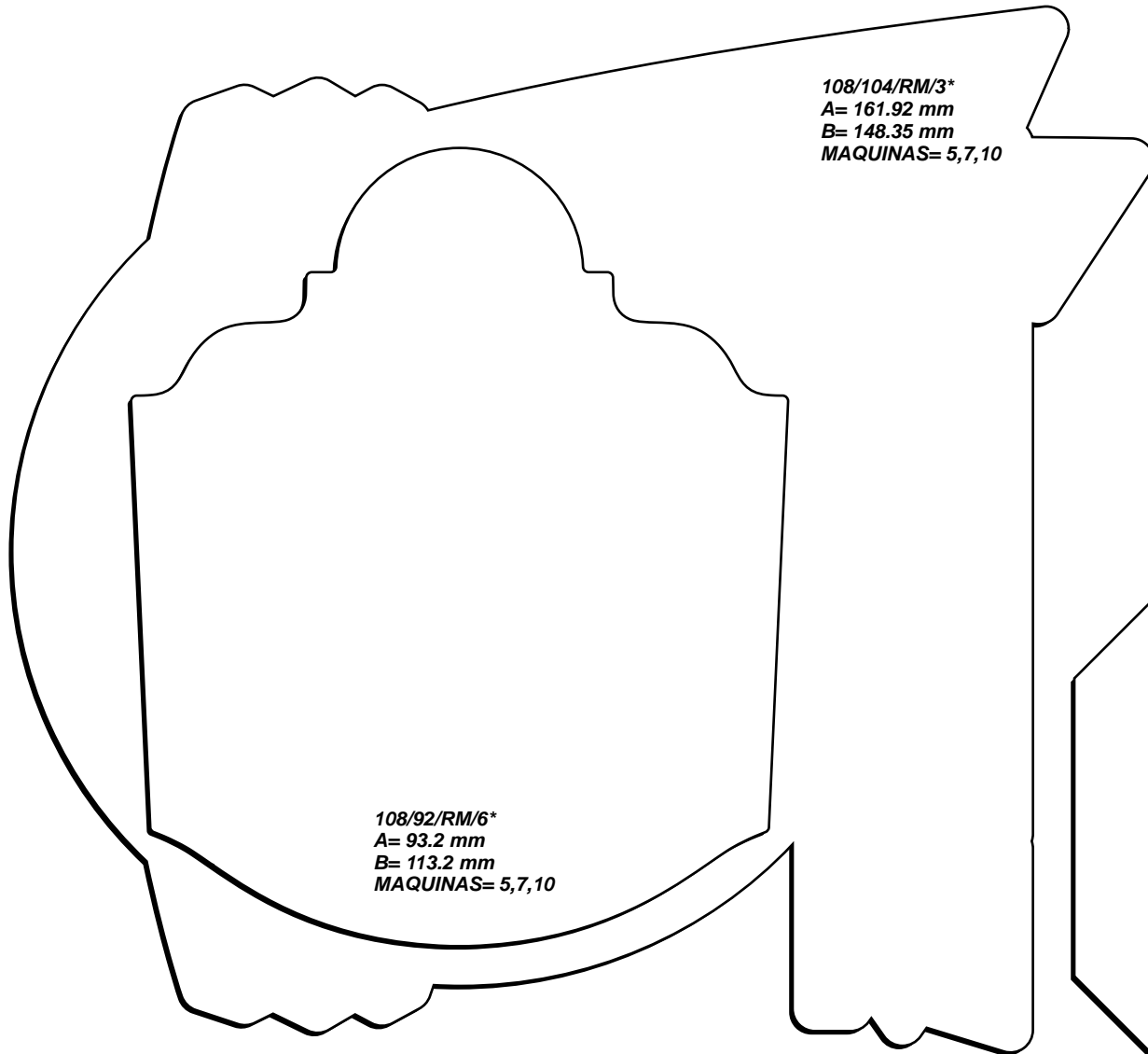


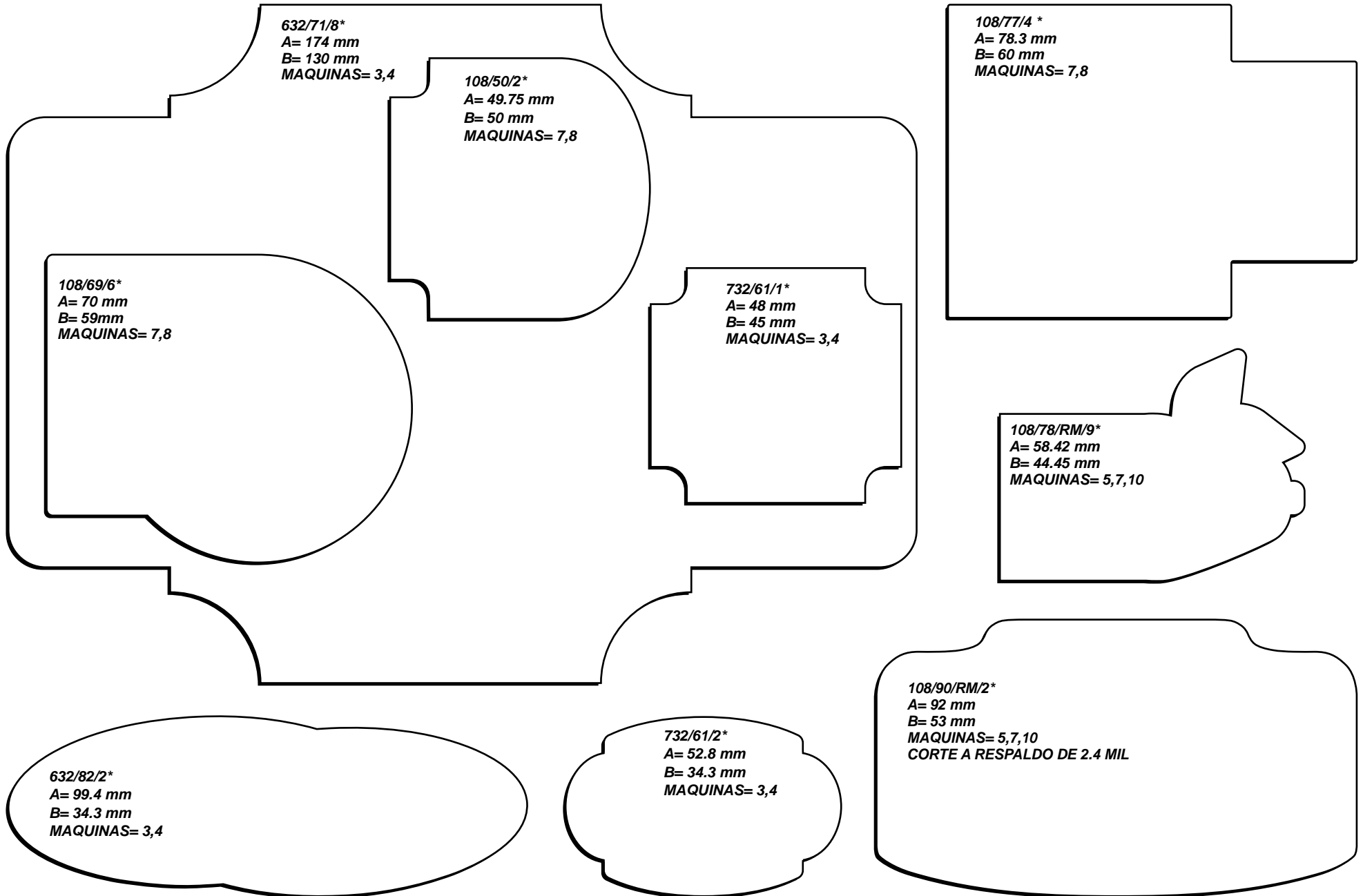


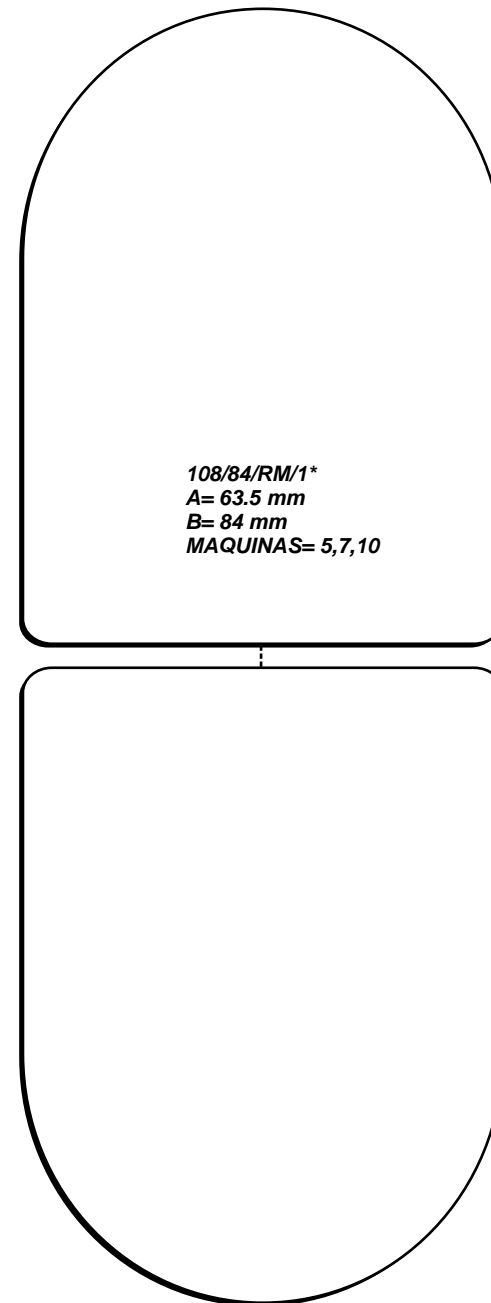
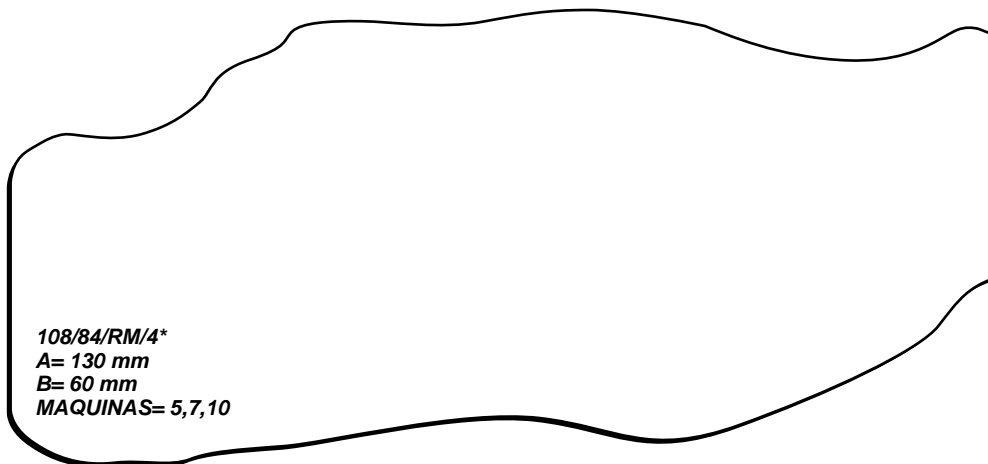



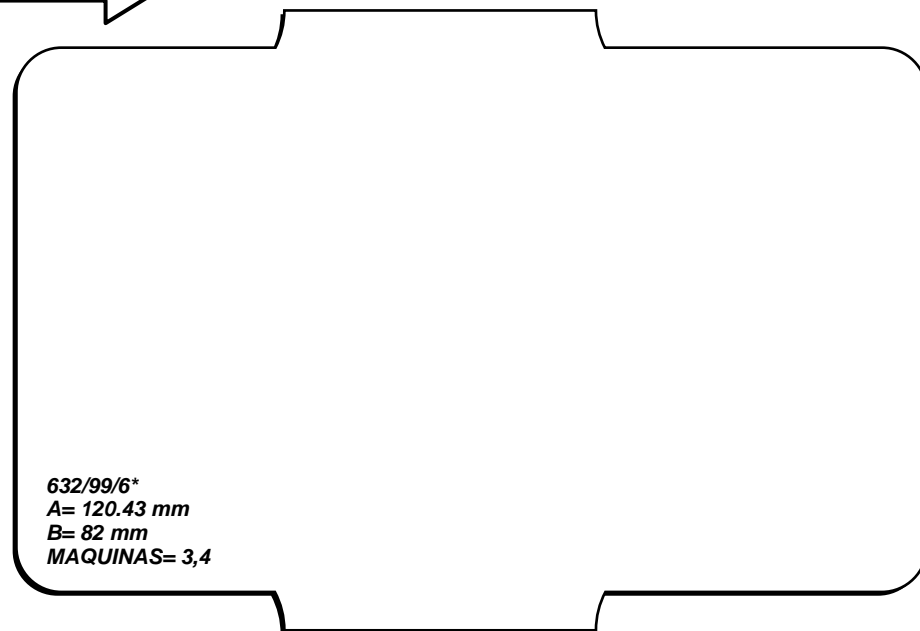




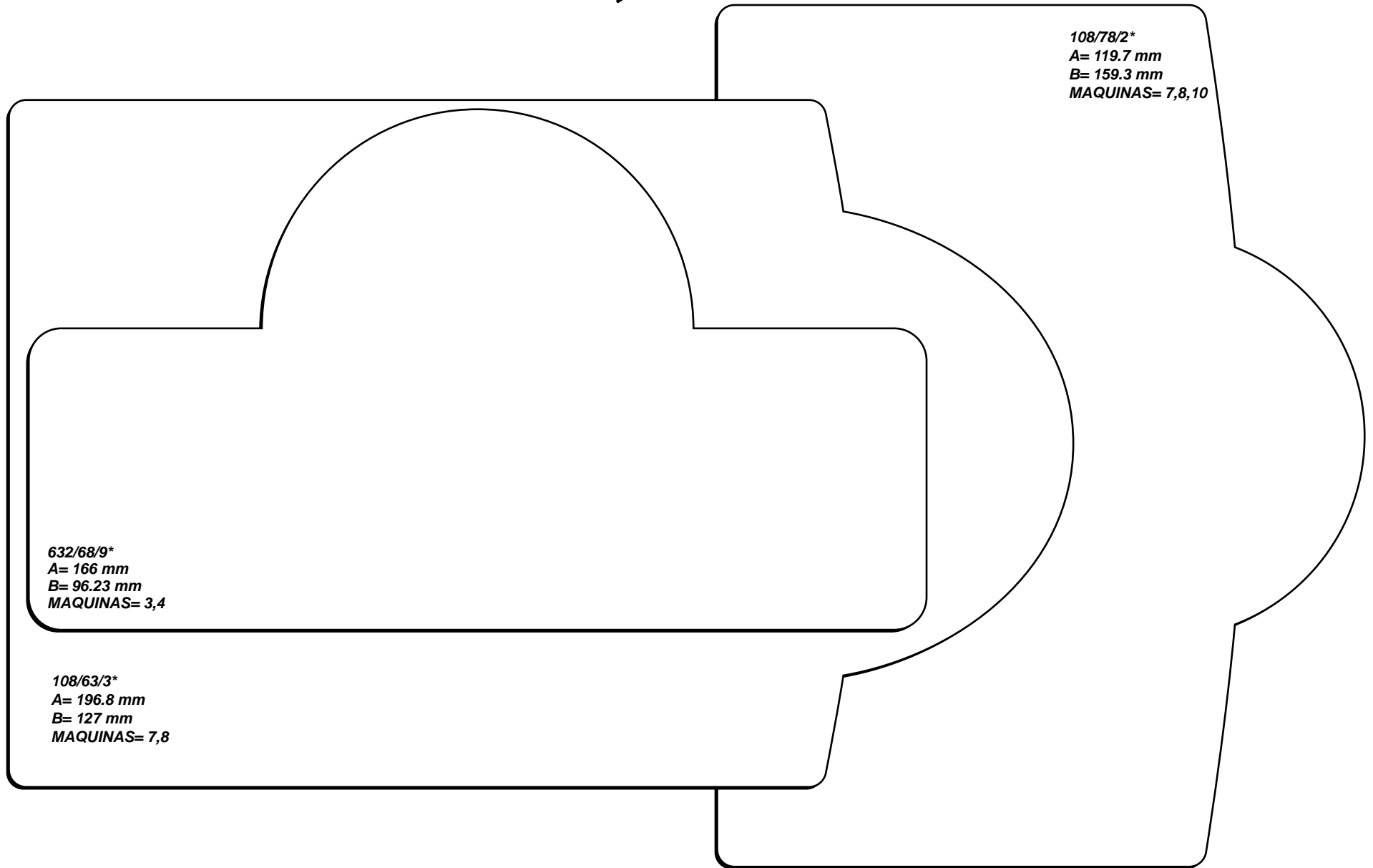





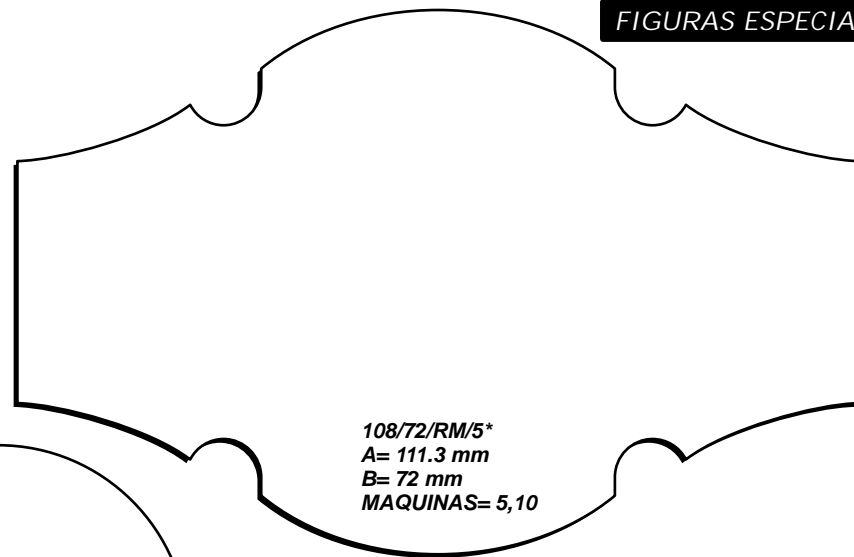
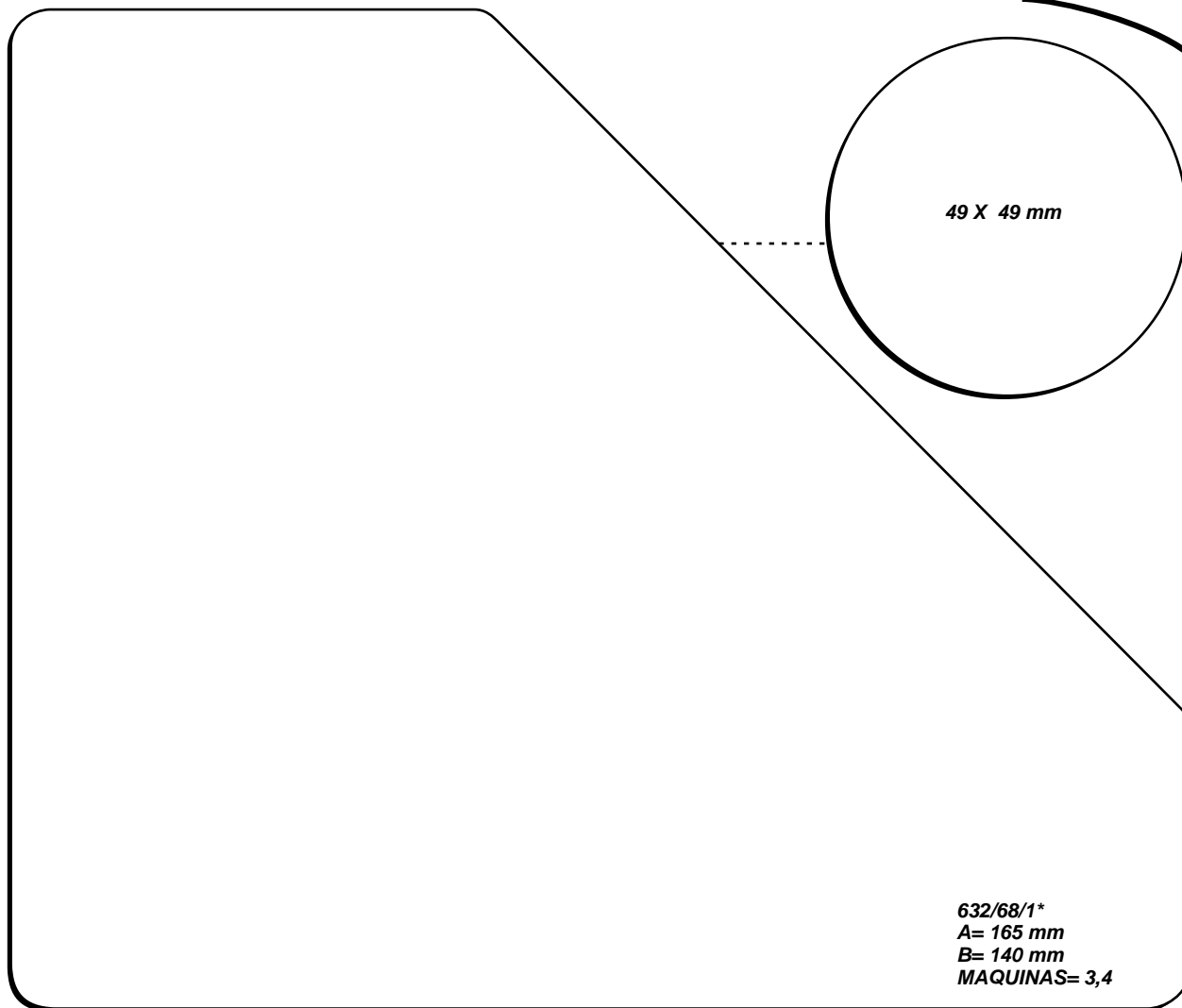














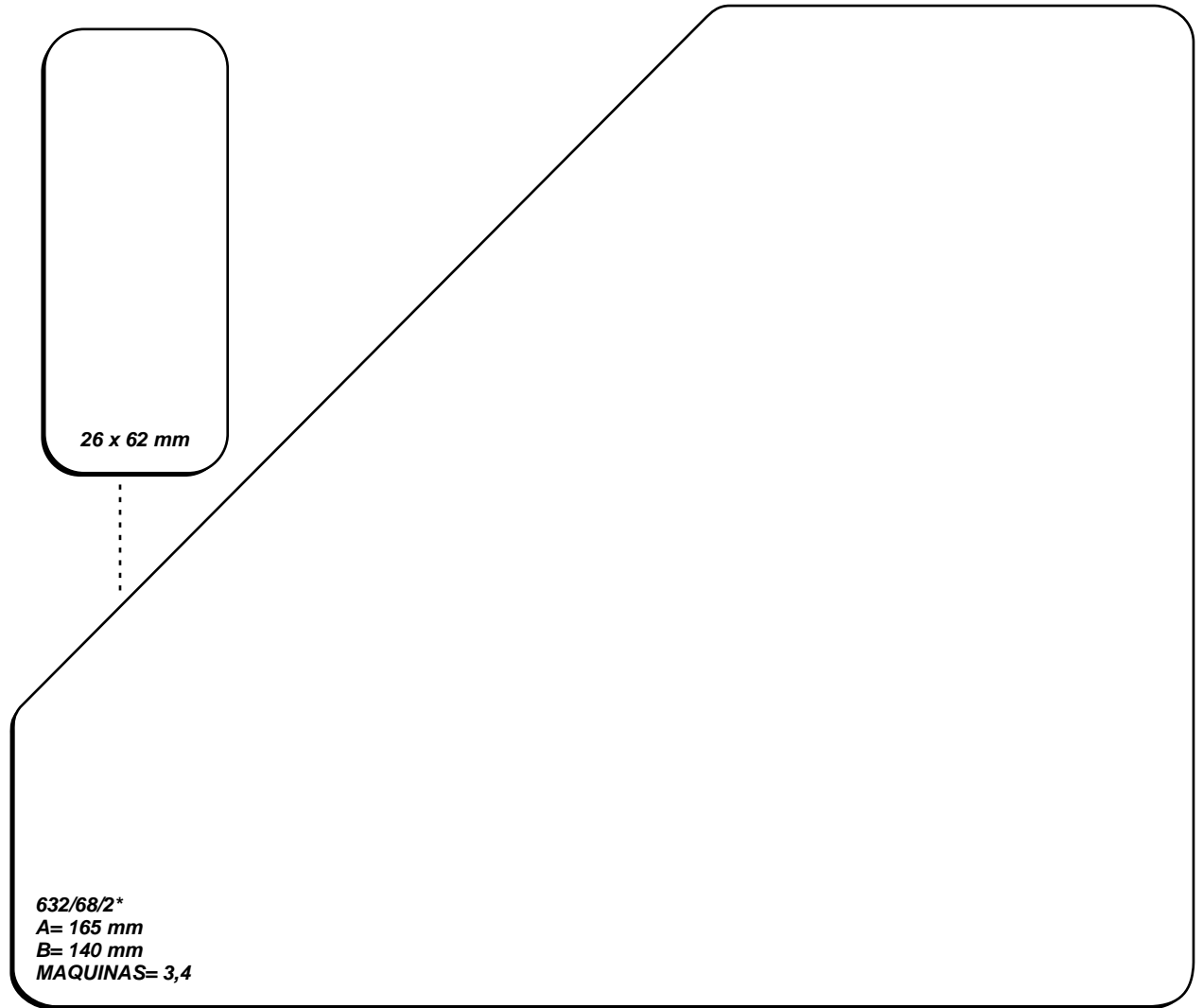
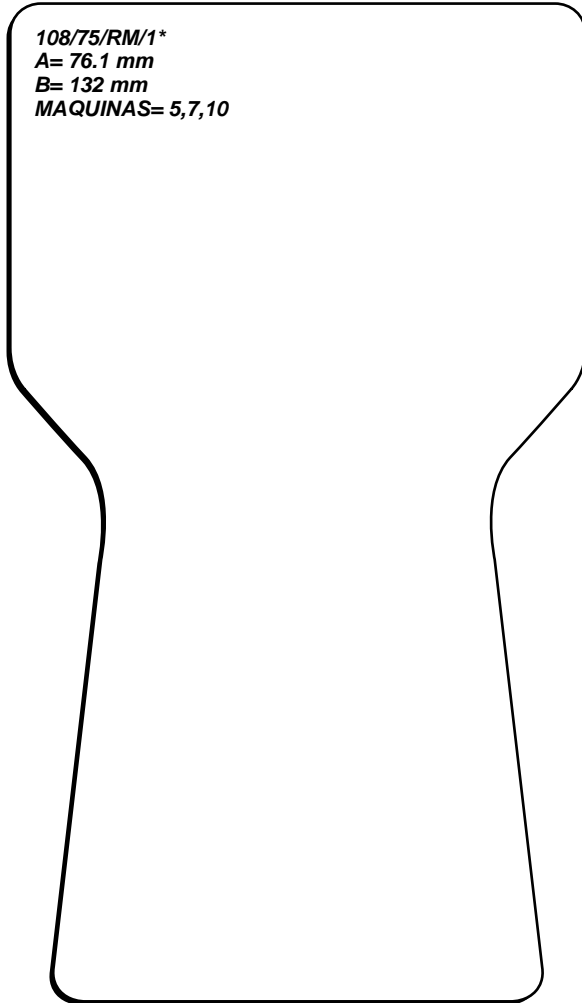
108/78/RM/19\*  
A= 120 mm  
B= 48 mm  
MAQUINAS= 5,7,10

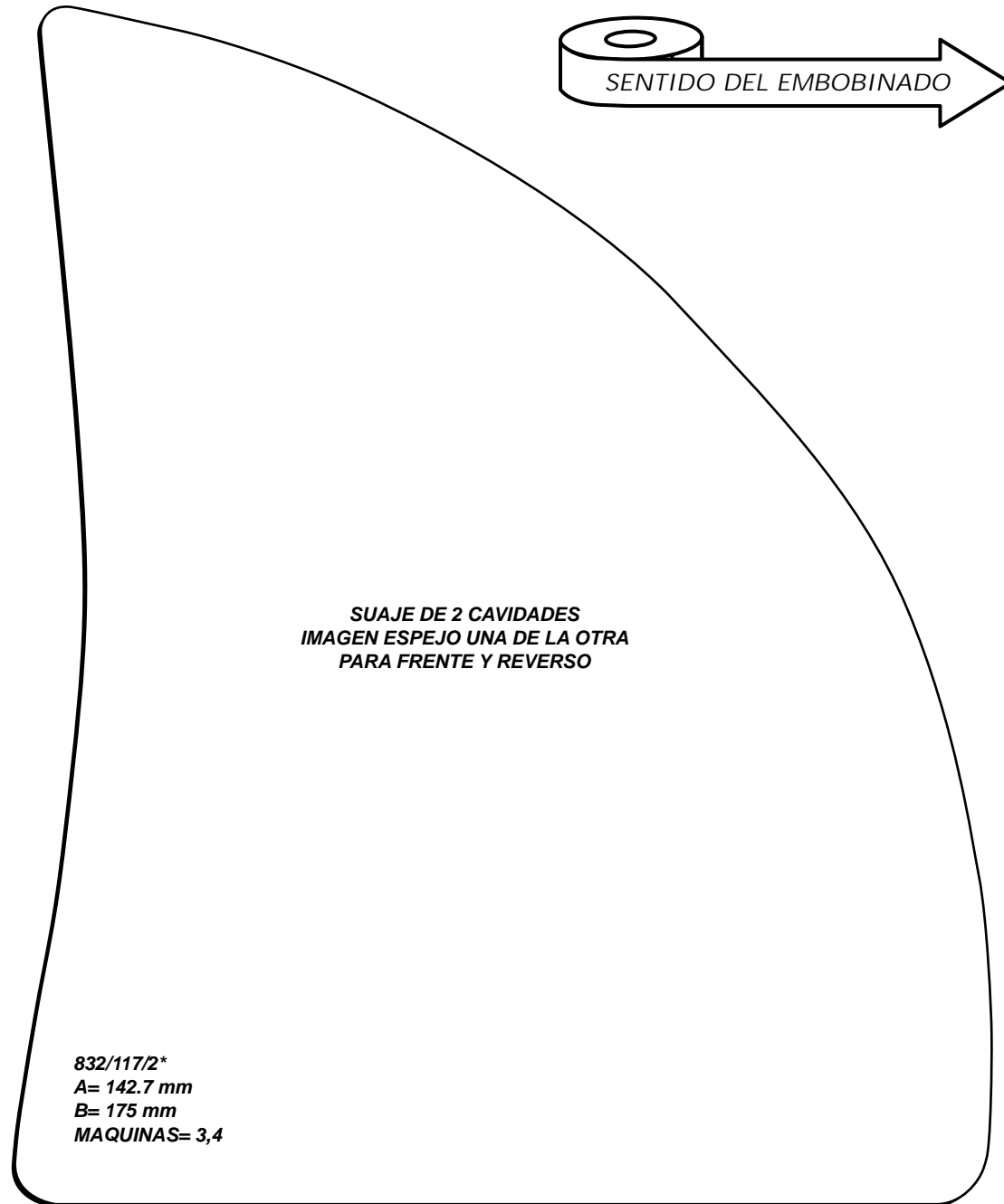

SUAJE DE 2 CAVIDADES  
IMAGEN ESPEJO UNA DE LA OTRA  
PARA FRENTE Y REVERSO

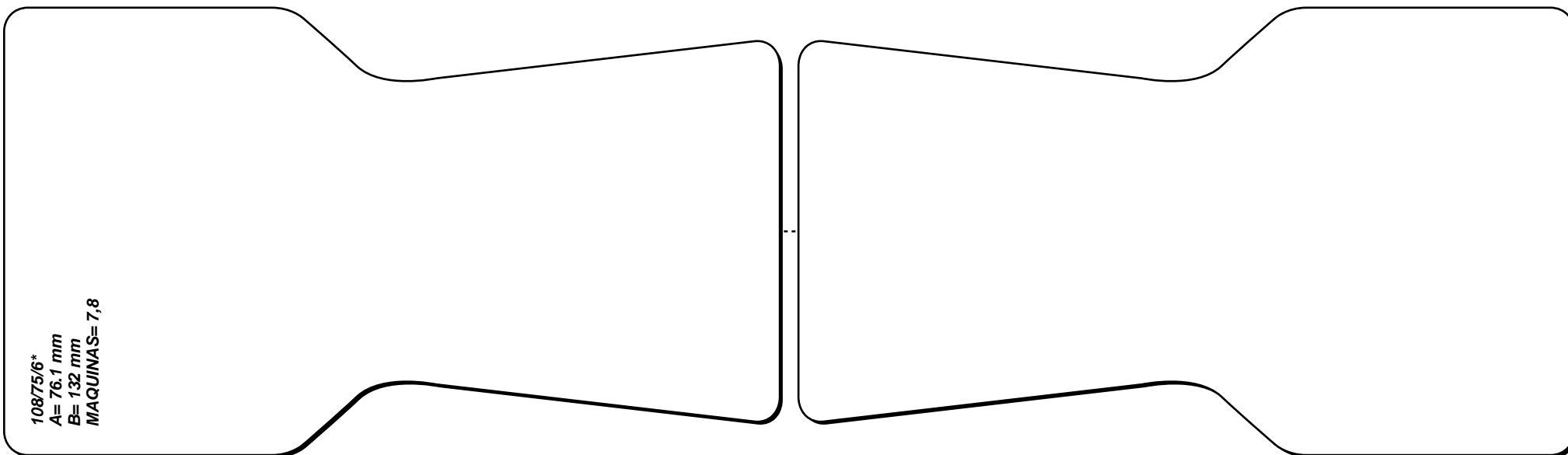
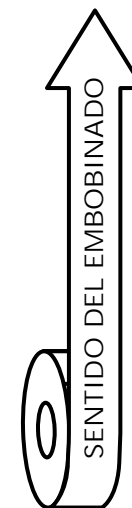
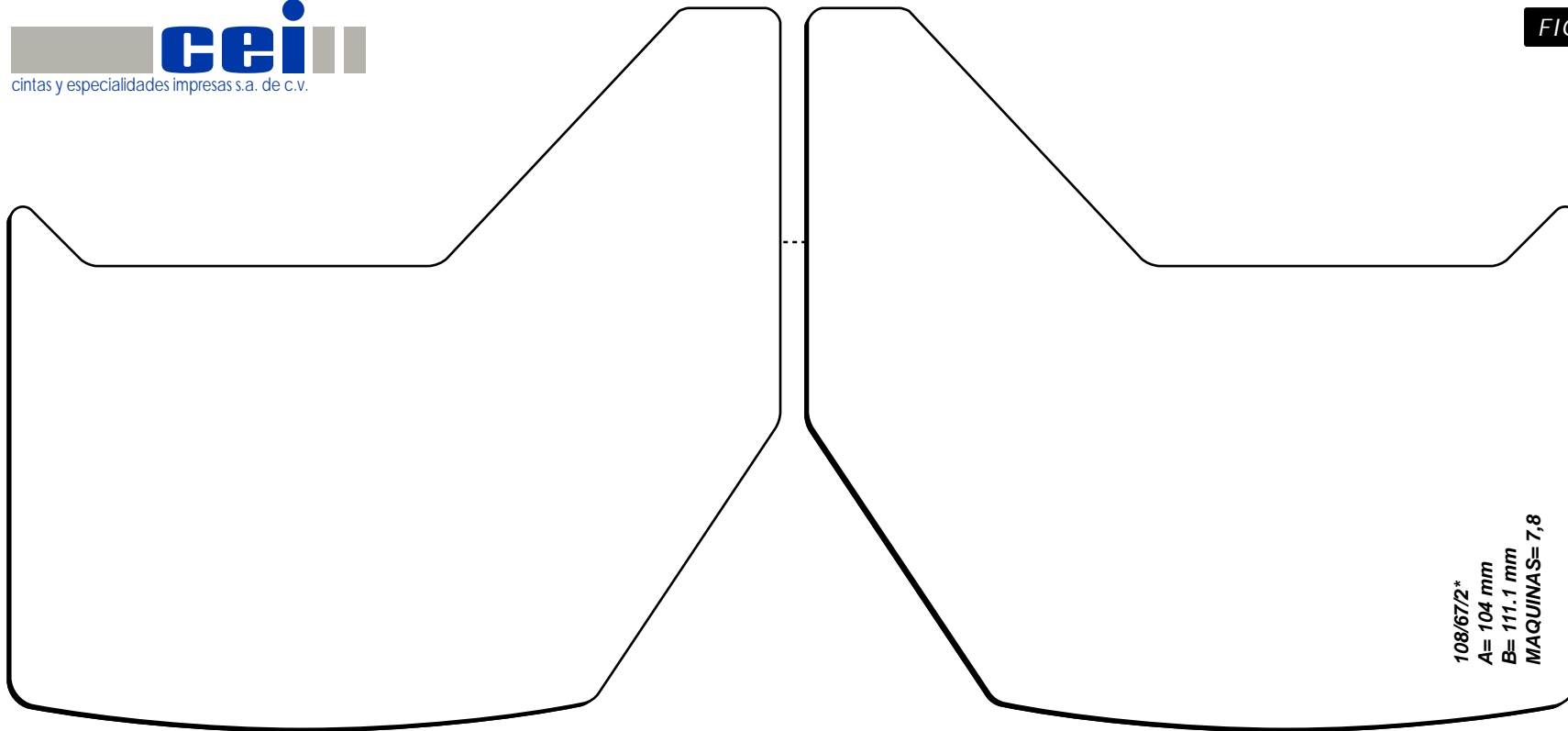
632/65/2\*  
A= 77.3 mm  
B= 131.7 mm  
MAQUINAS= 3,4

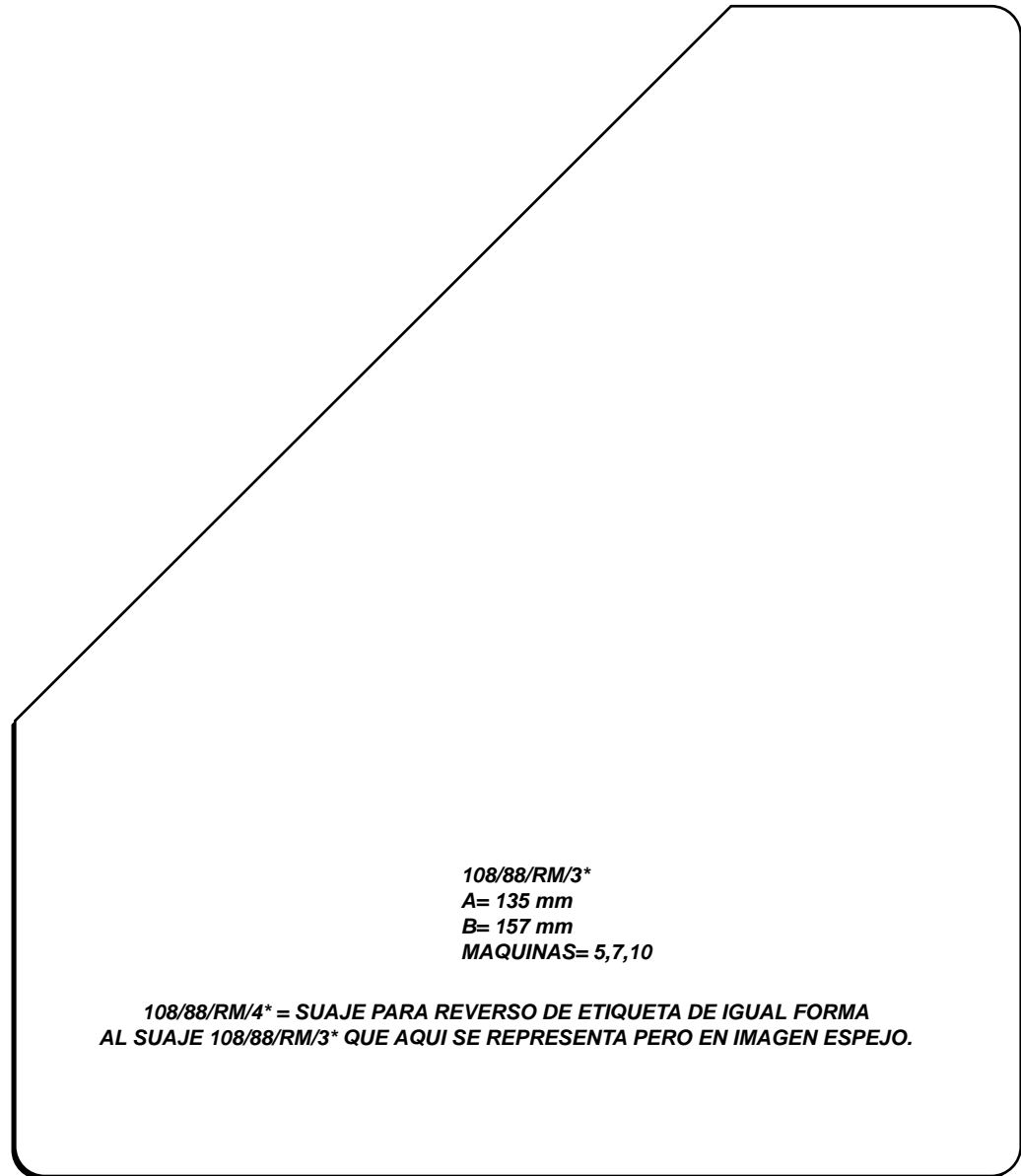
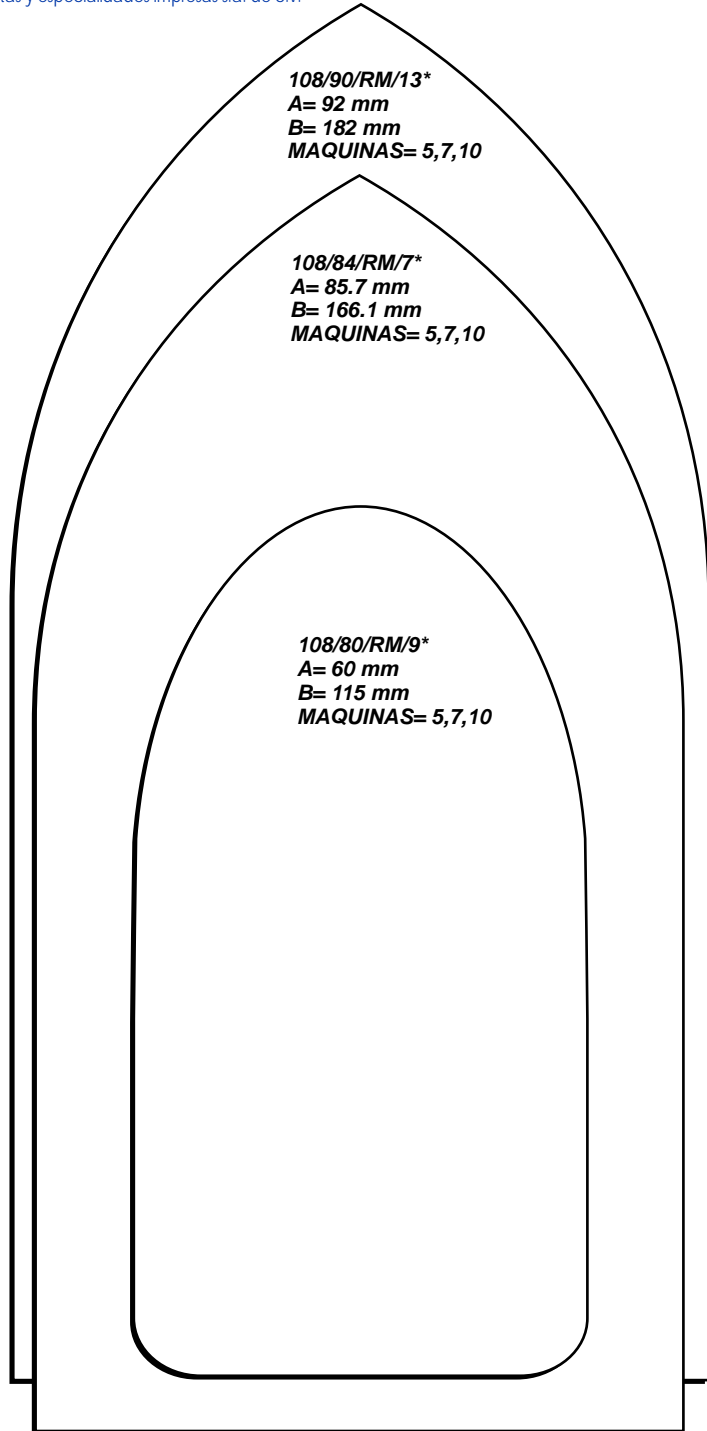
108/54/4\*  
A= 162.76 mm  
B= 170.74 mm  
MAQUINAS= 7,8

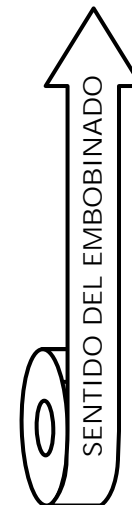
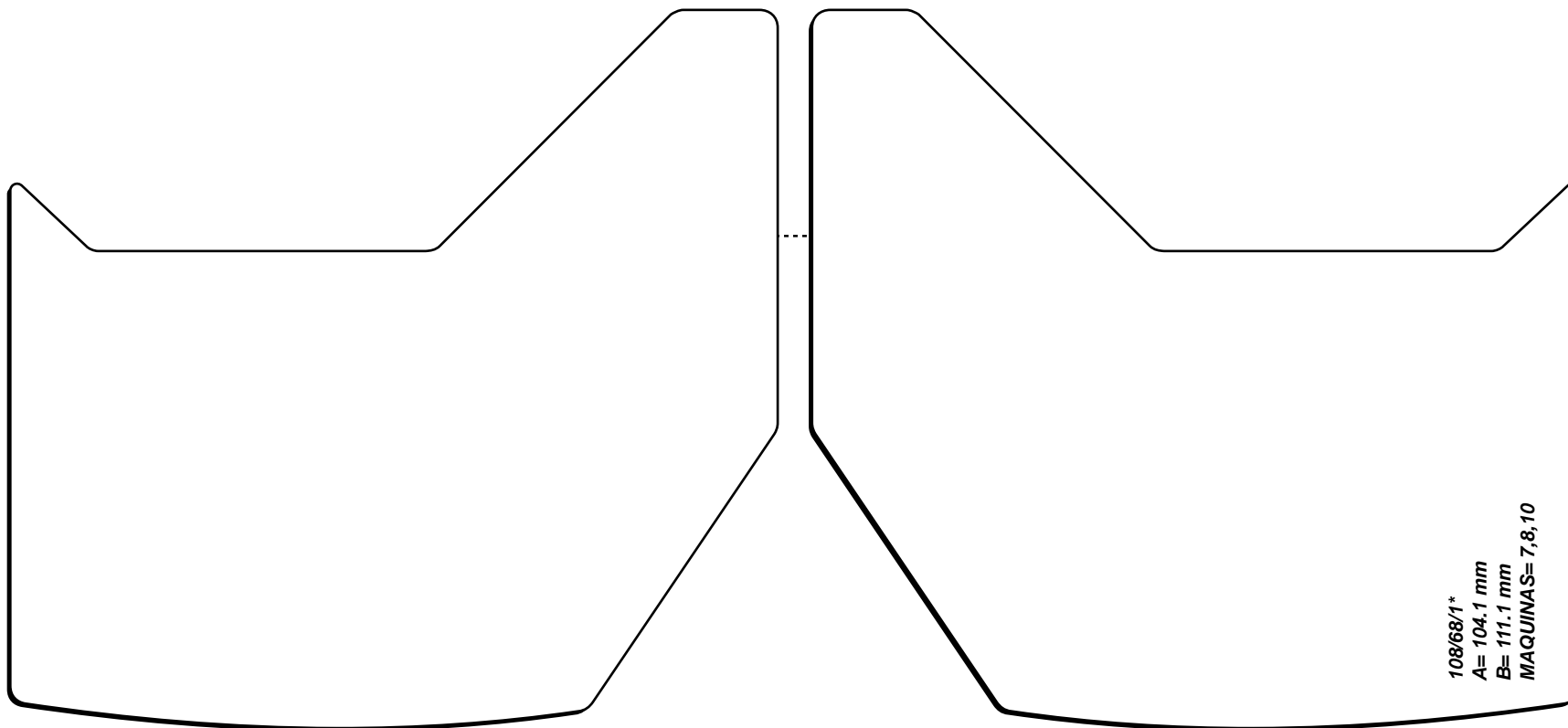
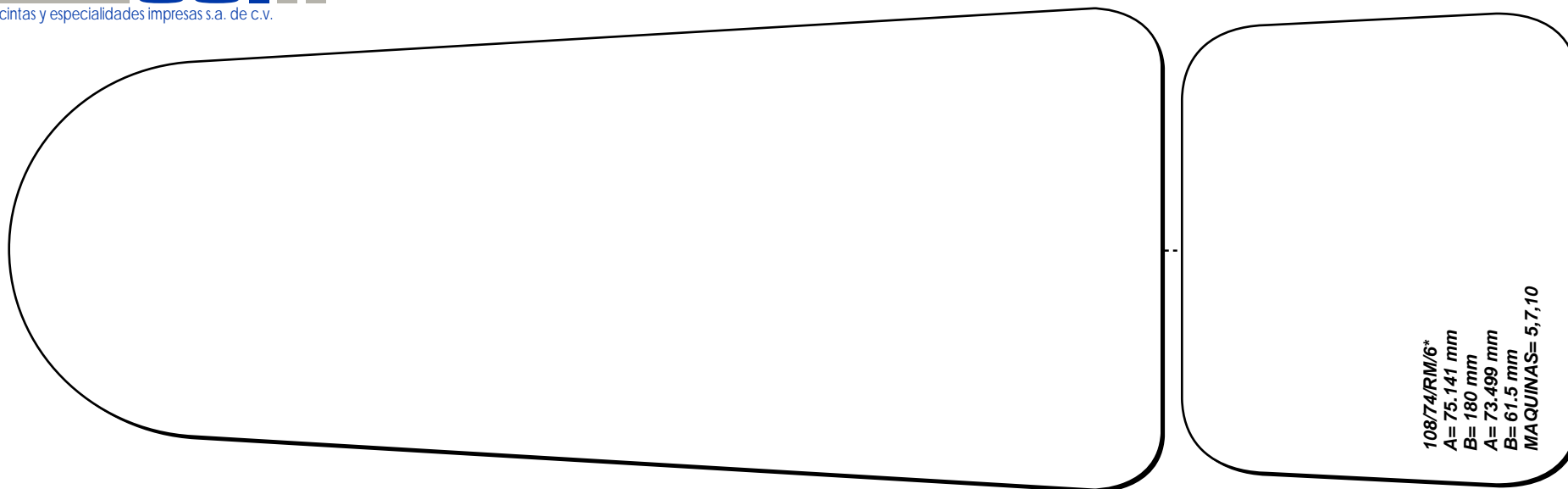
108/54/5\* = SUAJE PARA REVERSO DE ETIQUETA DE IGUAL FORMA  
AL SUAJE 108/54/4\* QUE AQUI SE REPRESENTA PERO EN IMAGEN ESPEJO.













632/127/1\*  
A= 314.1 mm  
B= 140 mm  
MAQUINAS= 3,4

**IMPRESO EN REDUCCION AL 75%**

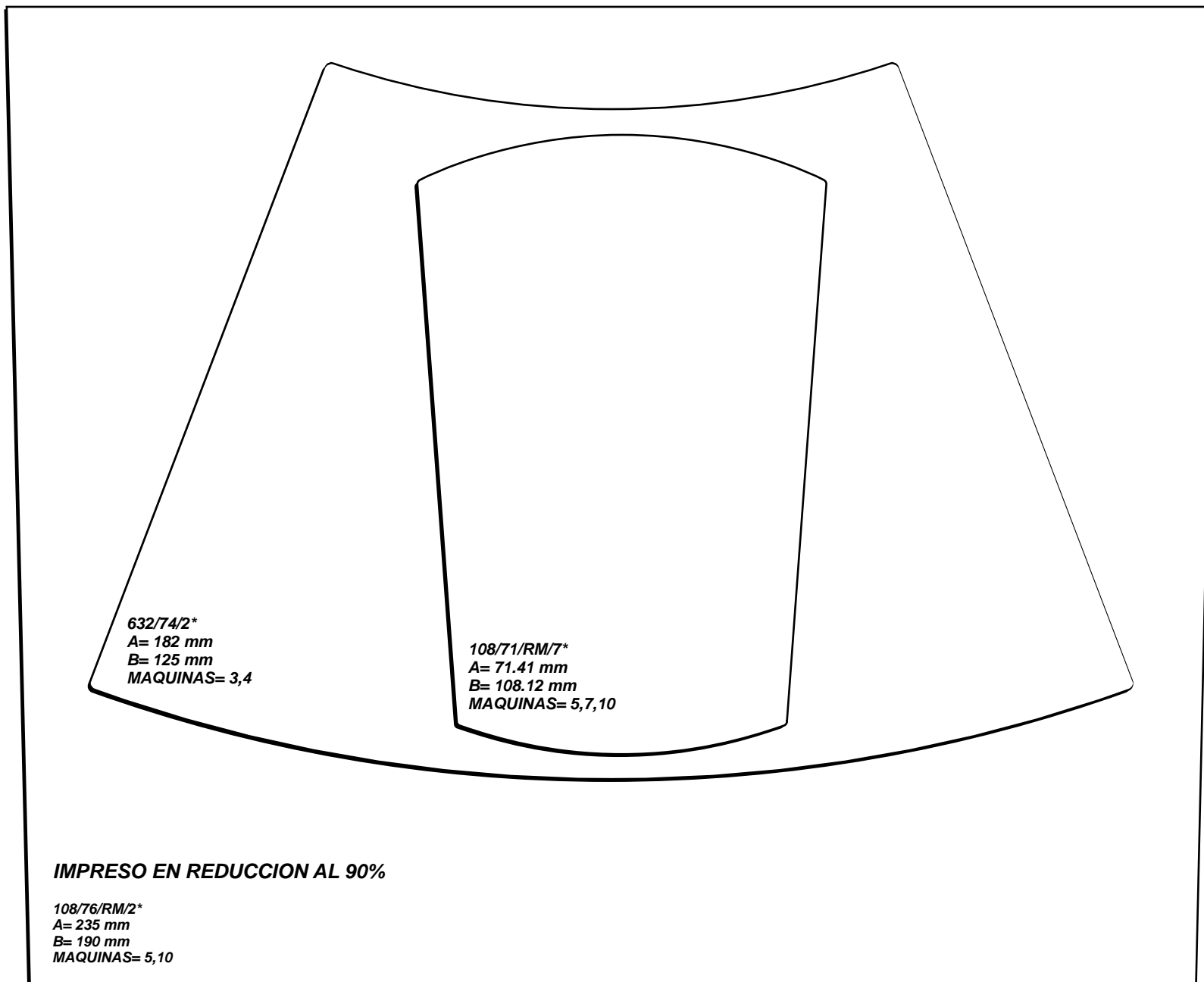




632/78/RM/1/V\*  
A= 92 mm  
B= 110 mm  
MAQUINA= 3,4

632/58/9\*  
A= 105 mm  
B= 73 mm  
A= 102 mm  
B= 64.6 mm  
MAQUINAS= 3,4

632/67/5\*  
A= 53 mm  
B= 102.5 mm  
MAQUINAS= 3,4







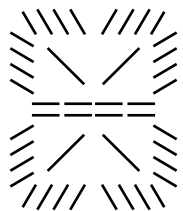
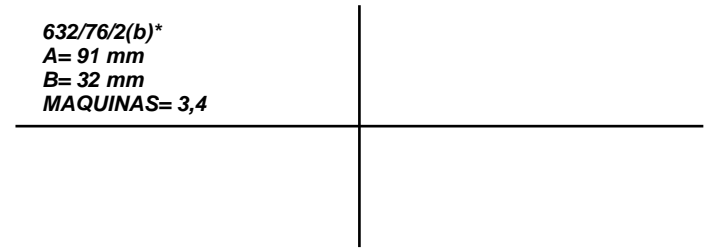
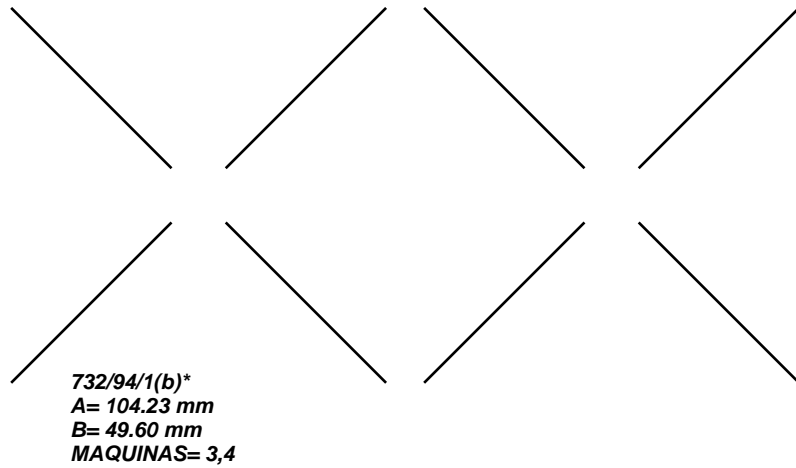
**IMPRESO EN REDUCCIÓN AL 80%**

108/94/RM/4\*  
A= 295 mm  
B= 90 mm  
MAQUINAS= 5,10

**IMPRESO EN REDUCCIÓN AL 70%**

108/112/RM/4\*  
A= 352 mm  
B= 85 mm  
MAQUINAS= 5,10





**108/66/RM/10\***  
**A= 22 mm**  
**B= 26.5 mm**  
**MAQUINAS= 5,7,10**